

**Town of Wiggins, Colorado**

Financial Statements  
with Independent Auditors' Report

**December 31, 2019**



**HINKLE &  
COMPANY**  
*Strategic* <sup>PC</sup>  
*Business Advisors*

# Town of Wiggins, Colorado

Table of Contents  
December 31, 2019

<b>Independent Auditors' Report</b> .....	1
<b>Management's Discussion and Analysis</b> .....	i
<b>Basic Financial Statements</b>	
<i>Government-wide Financial Statements</i>	
Statement of Net Position .....	3
Statement of Activities .....	4
<i>Governmental Funds</i>	
Balance Sheet .....	5
Reconciliation of the Balance Sheet of Government Funds to the Statement of Net Position .....	6
Statement of Revenues, Expenditures and Changes in Fund Balance .....	7
Reconciliation of the Statement of Revenues, Expenditures and Changes in Fund Balances of Governmental Funds to the Statement of Activities .....	8
<i>Proprietary Funds</i>	
Statement of Net Position .....	9
Statement of Revenues, Expenses and Changes in Net Position .....	10
Statement of Cash Flows.....	11
<i>Notes to Financial Statements</i> .....	12
<b>Required Supplementary Information</b>	
Schedule of Proportionate Share of the Net Pension Asset (Liability) and Contributions .....	36
Budgetary Comparison Schedule—General Fund .....	37
<b>Supplementary Information</b>	
<i>Budgetary Comparison Schedules</i>	
Sales Tax Capital Improvement Fund .....	40
Conservation Trust Fund .....	41
Water Fund .....	42
Sewer Fund .....	43
<b>Compliance Section</b>	
<b>State Compliance</b>	
Local Highway Finance Report.....	44



**HINKLE &  
COMPANY**  
Strategic <sup>PC</sup>  
Business Advisors

## Independent Auditors' Report

Honorable Mayor and Members of the Board of Trustees  
Town of Wiggins, Colorado  
Wiggins, Colorado

### **Report on the Financial Statements**

We have audited the accompanying financial statements of the governmental activities, the business-type activities, and each major fund of the Town of Wiggins, Colorado as of and for the year ended December 31, 2019, and the related notes to the financial statements, which collectively comprise the entity's basic financial statements as listed in the table of contents.

### **Management's Responsibility for the Financial Statements**

Management is responsible for the preparation and fair presentation of these financial statements in accordance with accounting principles generally accepted in the United States of America; this includes the design, implementation, and maintenance of internal control relevant to the preparation and fair presentation of financial statements that are free from material misstatement, whether due to fraud or error.

### **Auditors' Responsibility**

Our responsibility is to express opinions on these financial statements based on our audit. We conducted our audit in accordance with auditing standards generally accepted in the United States of America. Those standards require that we plan and perform the audit to obtain reasonable assurance about whether the financial statements are free from material misstatement.

An audit involves performing procedures to obtain audit evidence about the amounts and disclosures in the financial statements. The procedures selected depend on the auditors' judgment, including the assessment of the risks of material misstatement of the financial statements, whether due to fraud or error. In making those risk assessments, the auditor considers internal control relevant to the entity's preparation and fair presentation of the financial statements in order to design audit procedures that are appropriate in the circumstances, but not for the purpose of expressing an opinion on the effectiveness of the entity's internal control. Accordingly, we express no such opinion. An audit also includes evaluating the appropriateness of accounting policies used and the reasonableness of significant accounting estimates made by management, as well as evaluating the overall presentation of the financial statements.

We believe that the audit evidence we have obtained is sufficient and appropriate to provide a basis for our audit opinions.

### **Opinions**

In our opinion, the financial statements referred to above present fairly, in all material respects, the financial position of governmental activities, the business-type activities, and each major fund of the Town of Wiggins, Colorado as of December 31, 2019, and the respective changes in financial position and, where applicable, cash flows thereof for the year then ended in accordance with accounting principles generally accepted in the United States of America.

### **Other Matters**

#### *Required Supplementary Information*

Accounting principles generally accepted in the United States of America require that the required supplementary information listed in the table of contents be presented to supplement the basic financial statements. Such information, although not a part of the basic financial statements, is required by the Governmental Accounting Standards Board, who considers it to be an essential part of financial reporting for placing the basic financial statements in an appropriate operational, economic, or historical context. We have applied certain limited procedures to the information in accordance with auditing standards generally accepted in the United States of America, which consisted of inquiries of management about the methods of preparing the information and comparing the information for consistency with management's responses to our inquiries, the basic financial statements, and other knowledge we obtained during our audit of the basic financial statements. We do not express an opinion or provide any assurance on the information because the limited procedures do not provide us with sufficient evidence to express an opinion or provide any assurance.

### **Other Information**

Our audit was conducted for the purpose of forming opinions on the financial statements that collectively comprise the Town of Wiggins's basic financial statements. The supplementary information and the local highway finance report listed in the table of contents are presented for purposes of additional analysis and are not a required part of the basic financial statements. Such information is the responsibility of management and was derived from and relates directly to the underlying accounting and other records used to prepare the basic financial statements. The information has been subjected to the auditing procedures applied in the audit of the basic financial statements and certain additional procedures, including comparing and reconciling the information directly to the underlying accounting and other records used to prepare the basic financial statements or to the basic financial statements themselves, and other additional procedures in accordance with auditing standards generally accepted in the United States of America. In our opinion, the information is fairly stated, in all material respects, in relation to the basic financial statements as a whole.

*Hick & Company, PC*

Greenwood Village, Colorado  
December 7, 2020



Town of Wiggins, Colorado  
Management's Discussion and Analysis  
December 31, 2019

This discussion and analysis of the financial performance of the Town of Wiggins, Colorado (Town) provides an overview of the Town's financial activities for the fiscal year ended December 31, 2019. Please read it in conjunction with the financial statements.

### **FINANCIAL HIGHLIGHTS**

- The Town of Wiggins had a Net Position of \$11,450,120 at December 31, 2019.
- The Net Position of the Town increased by \$1,419,895 (14.2%) during 2019.
- At December 31, 2019, the Town's governmental funds reported combined ending fund balances of \$590,884. This marked an increase of \$283,532 (92.2%) from the prior year's ending governmental fund balances due primarily to increases in the General Fund.
- The Town's General Fund increased its Fund Balance by \$291,639 (272.8%) during 2019 primarily due to increased sales and use tax revenues.
- The Town's water and sewer funds' net positions increased by \$990,433 (13.2%) during 2019 primarily due to tap fees and increased utility user charges.

### **USING THIS ANNUAL REPORT**

This discussion and analysis is intended to serve as an introduction to the Town of Wiggins's basic financial statements. The Town's basic financial statements are comprised of three components: 1) government-wide financial statements, 2) fund financial statements, and 3) notes to the financial statements. This report also contains other supplementary information in addition to the basic financial statements themselves.

#### **Government-wide financial statements**

The government-wide financial statements are designed to provide readers with a broad overview of the Town's finances, in a manner similar to a private-sector business.

The *Statement of Net Position* presents information on all the Town's assets and liabilities and deferred inflows and outflows of resources, with the difference reported as *net position*. Over time, increases or decreases in net position may serve as useful indicators of whether the financial position of the Town is improving or deteriorating.

The *Statement of Activities* presents information showing how the Town's net position changed during the most recent fiscal year. All changes in net position are reported as soon as the underlying event giving rise to the change occurs, *regardless of the timing of related cash flows*. Thus, revenues and expenses are reported in this statement for some items that will only result in cash flows in future fiscal periods (e.g., uncollected taxes and earned but unused employee leave).

Both of the government-wide financial statements distinguish functions of the Town of Wiggins that are principally supported by taxes and intergovernmental revenues (governmental activities) from other functions that are intended to recover all or a significant portion of their costs through user fees and charges (business-type activities). The governmental activities of the Town include general government, public safety (police), public works, parks and recreation, and library. The business-type activities of the Town include water and sewer operations.

#### **Fund financial statements**

A fund is a grouping of related accounts that is used to maintain control over resources that have been segregated for specific activities or objectives. The Town of Wiggins, like other state and local governments, uses fund accounting to ensure and demonstrate compliance with finance-related legal requirements. All the funds of the Town can be divided into two categories: Governmental Funds and Proprietary Funds.

Town of Wiggins, Colorado  
Management's Discussion and Analysis  
December 31, 2019

**Governmental Funds** -- Most of the Town's basic services are reported in governmental funds, which focus on how money flows into and out of those funds. The unrestricted balances left at year-end are available for spending in future years. These funds are reported using the modified accrual accounting method, which measures cash and all other financial assets that can readily be converted to cash. The governmental fund statements provide detailed short-term views of cash, operations, and basic services provided. Governmental fund statements show the reader whether there are more or fewer financial resources available at the end of a fiscal year that can be spent in the near future to finance government programs and objectives.

Because the focus of governmental funds is narrower than that of the government-wide financial statements, it is useful to compare the information presented for governmental funds with similar information presented for governmental activities in the government-wide financial statements. By doing so, readers may better understand the long-term impact of the government's near-term financing decisions. The *Reconciliation of Balance Sheet of the Governmental Funds to the Statement of Net Position* and the *Reconciliation of the Statement of Revenues, Expenditures and Changes in Fund Balances of Governmental Funds to the Statement of Activities* provide reconciliations to facilitate this comparison between governmental funds and governmental activities.

The Town of Wiggins maintains three individual governmental funds. Information for these funds is presented by fund name in the *Governmental Fund Balance Sheet* and the *Governmental Fund Statement of Revenues, Expenditures, and Changes in Fund Balances* for the two governmental funds that meet the criteria to be designated as major funds (General Fund and Sales Tax Capital Improvement Fund), and for the non-major Conservation Trust Fund.

**Proprietary Funds** -- The Town's utility services are reported in proprietary funds; they focus on overall economic position rather than year-end fund balances. Enterprise funds are the type of proprietary funds used to account for the Town's Water Fund and Sewer Fund. Enterprise funds report the same functions presented as business-type activities in the government-wide financial statements, only in a bit more detail.

#### **Notes to the Financial Statements**

The notes provide additional information that is essential to a full understanding of the data provided in the government-wide and fund financial statements. The notes to the financial statements can be found immediately after the fund financial statements.

#### **Other information**

Budgetary comparison statements or schedules for all funds with budgeted expenditures/expenses are included following the "Notes to Financial Statements" to demonstrate each fund's compliance with adopted budgets and appropriations. For the year ended December 31, 2019, all funds had budgeted expenditures/expenses.

Town of Wiggins, Colorado  
Management's Discussion and Analysis  
December 31, 2019

**GOVERNMENT-WIDE FINANCIAL ANALYSIS**

As noted earlier, net position may serve over time as a useful indicator of a government's financial position. In the case of the Town of Wiggins, assets and deferred outflows of resources exceeded liabilities and deferred inflows of resources by \$11,450,120 at the close of 2019. As shown below, the Town's financial position improved by \$1,419,895 (14.2%) during 2019.

Town of Wiggins's Net Position

	Governmental Activities		Business-type Activities		Total	
	2019	2018	2019	2018	2019	2018
Current and other assets	\$ 1,267,761	\$ 787,664	\$ 3,551,602	\$ 2,822,319	\$ 4,819,363	\$ 3,609,983
Capital assets, net	2,410,147	2,276,863	14,039,414	13,981,990	16,449,561	16,258,853
<b>Total assets</b>	<b>\$ 3,677,908</b>	<b>\$ 3,064,527</b>	<b>\$ 17,591,016</b>	<b>\$ 16,804,309</b>	<b>\$ 21,268,924</b>	<b>\$ 19,868,836</b>
Deferred outflows of resources	\$ 41,908	\$ 22,984	\$ -	\$ -	\$ 41,908	\$ 22,984
Current liabilities	\$ 328,516	\$ 225,985	\$ 199,275	\$ 225,894	\$ 527,791	\$ 451,879
Noncurrent Liabilities	83,301	79,892	8,898,126	9,075,233	8,981,427	9,155,125
<b>Total liabilities</b>	<b>\$ 411,817</b>	<b>\$ 305,877</b>	<b>\$ 9,097,401</b>	<b>\$ 9,301,127</b>	<b>\$ 9,509,218</b>	<b>\$ 9,607,004</b>
Deferred inflows of resources	\$ 351,494	\$ 254,591	\$ -	\$ -	\$ 351,494	\$ 254,591
<b>Net position:</b>						
Net investment in capital assets	\$ 2,366,426	\$ 2,186,827	\$ 5,147,647	\$ 4,912,566	\$ 7,514,073	\$ 7,099,393
Restricted	229,845	230,452	112,523	112,523	342,368	342,975
Unrestricted	360,234	109,764	3,233,445	2,478,093	3,593,679	2,587,857
<b>Total net position</b>	<b>\$ 2,956,505</b>	<b>\$ 2,527,043</b>	<b>\$ 8,493,615</b>	<b>\$ 7,503,182</b>	<b>\$ 11,450,120</b>	<b>\$ 10,030,225</b>

Approximately two-thirds (65.6%) of the Town's total net position at December 31, 2019 is represented by its investment in capital assets (e.g. land, infrastructure, buildings, machinery, and equipment). The Town uses these capital assets to provide services to residents and businesses; consequently, these assets are not available for future spending.

Approximately 3.0% (\$342,368) of the Town's total net position at the end of 2019 represents resources that are subject to external restrictions on how they may be used. They are fund balance restrictions of sales taxes collected for capital improvements (\$154,995), and debt service reserves required for the Town's 2011 and 2013 USDA Rural Utilities loans (\$112,523). An additional \$37,350 is restricted for parks and certain recreation projects, and \$37,500 for emergencies.

The remaining amount of the Town's total net position at the end of 2019 (\$3,593,679) represents 31.4% of total net position and may be used to meet the Town's other ongoing obligations to residents and creditors.

Town of Wiggins, Colorado  
Management's Discussion and Analysis  
December 31, 2019

The following chart displays the changes in net position experienced by the Town over the last two fiscal years. An analysis of these changes follows for both its Governmental and Business-type Activities.

Town of Wiggins's Changes in Net Position

	Governmental Activities		Business-type Activities		Total	
	2019	2018	2019	2018	2019	2018
<b>Program revenues:</b>						
Charges for services	\$ 235,110	\$ 184,568	\$ 860,542	\$ 719,614	\$ 1,095,652	\$ 904,182
Operating grants & contributions	163,996	258,038	-	60,000	163,996	318,038
Capital grants & contributions	-	-	1,549,500	1,062,500	1,549,500	1,062,500
<b>General revenues:</b>						
Property taxes	256,281	220,577	-	-	256,281	220,577
Sales & use taxes	513,690	356,395	-	-	513,690	356,395
Other taxes	47,233	38,697	-	-	47,233	38,697
Investment income	1,175	1,077	911	629	2,086	1,706
Donations received	3,095	-	-	-	3,095	-
Gain on sale of capital assets	-	49,527	-	144,781	-	194,308
Other general revenues	38,021	34,785	-	-	38,021	34,785
<b>Total revenues</b>	<b>\$ 1,258,601</b>	<b>\$ 1,143,664</b>	<b>\$ 2,410,953</b>	<b>\$ 1,987,524</b>	<b>\$ 3,669,554</b>	<b>\$ 3,131,188</b>
<b>Program expenses:</b>						
General government	\$ 277,213	\$ 249,487	\$ -	\$ -	\$ 277,213	\$ 249,487
Community Programs & Development	32,450	-	-	-	32,450	-
Public safety	227,057	236,311	-	-	227,057	236,311
Public works	181,274	235,957	-	-	181,274	235,957
Parks and Recreation	78,793	58,286	-	-	78,793	58,286
Water utility	-	-	1,026,749	782,191	1,026,749	782,191
Sewer utility	-	-	393,771	384,128	393,771	384,128
Interest on long-term debt	32,352	4,753	-	-	32,352	4,753
<b>Total expenses</b>	<b>\$ 829,139</b>	<b>\$ 784,794</b>	<b>\$ 1,420,520</b>	<b>\$ 1,166,319</b>	<b>\$ 2,249,659</b>	<b>\$ 1,951,113</b>
Increase/(decrease)in net position	\$ 429,462	\$ 358,870	\$ 990,433	\$ 821,205	\$ 1,419,895	\$ 1,180,075
Net Position, Beginning	2,527,043	2,168,173	7,503,182	6,681,977	10,030,225	8,850,150
<b>Net Position, Ending</b>	<b>\$ 2,956,505</b>	<b>\$ 2,527,043</b>	<b>\$ 8,493,615</b>	<b>\$ 7,503,182</b>	<b>\$ 11,450,120</b>	<b>\$ 10,030,225</b>

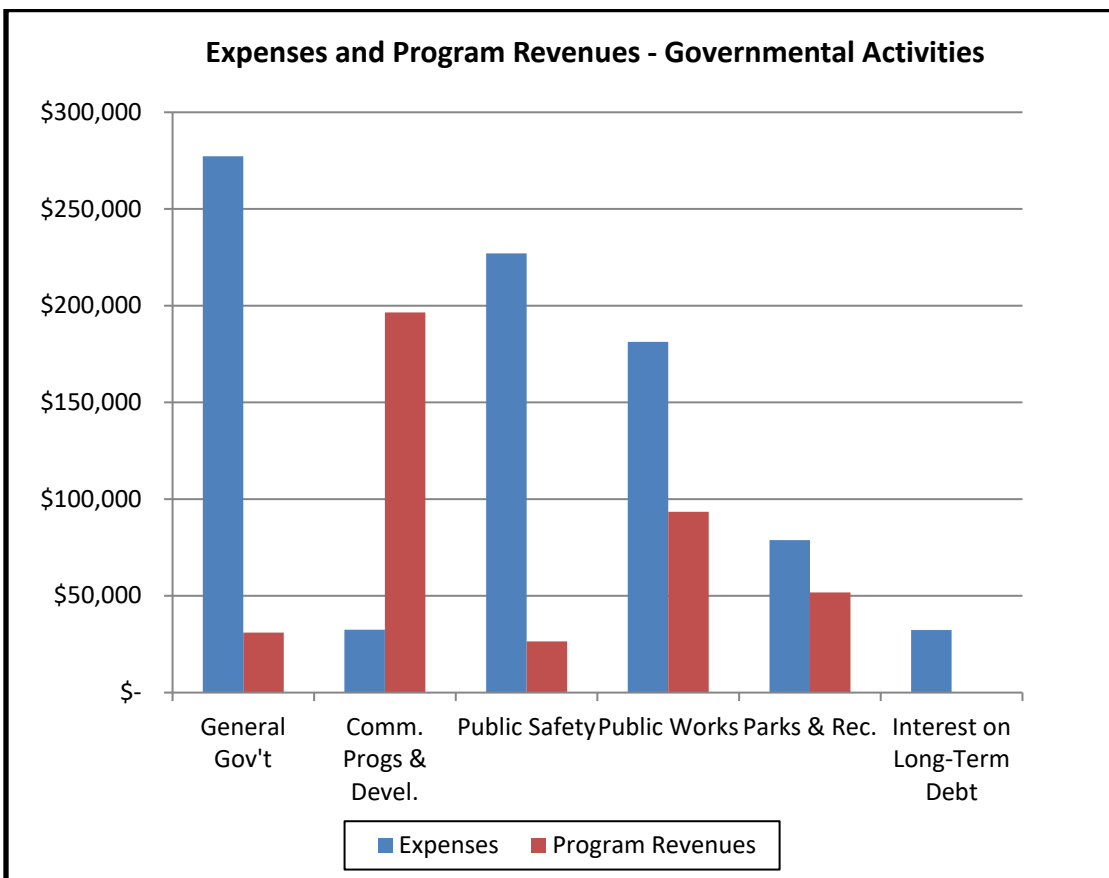
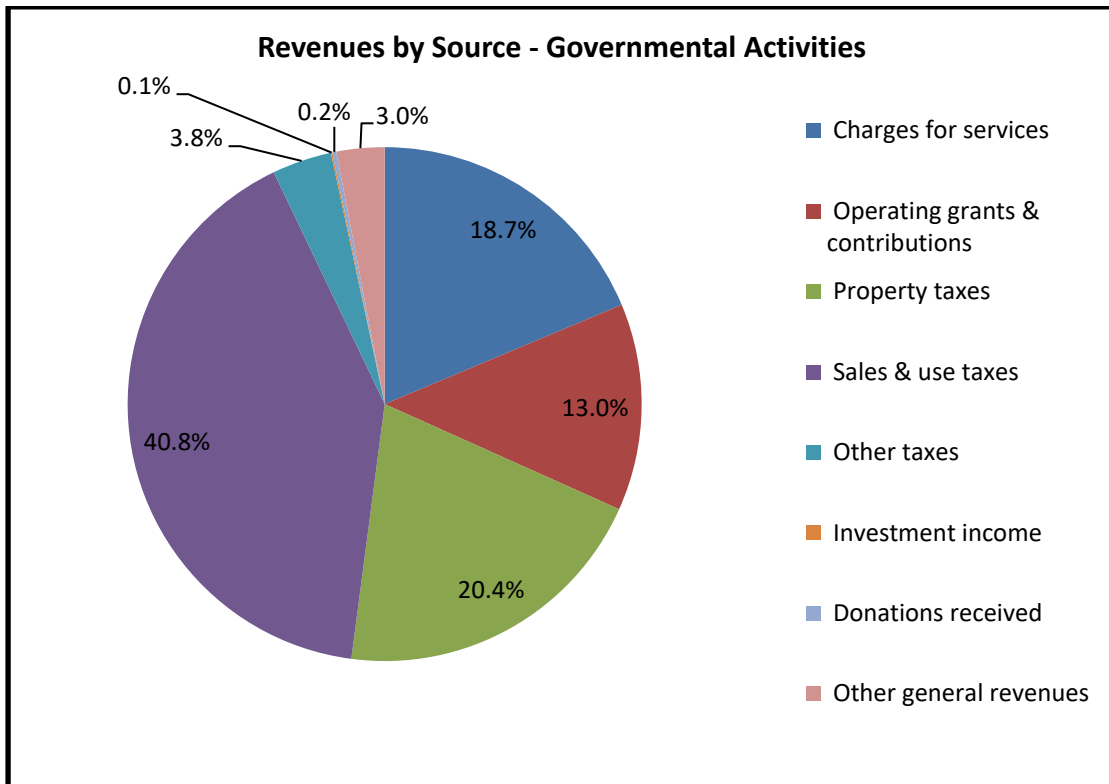
**Governmental Activities**

The Town's Governmental Activities increased in net position by \$429,462 (17.0%) in 2019. This was a continued improvement over 2018 when Governmental Activities position increased by \$358,870 (16.6%), and over 2017 when these activities reduced the Town's total net position. Key elements of this increase are as follows:

- Property taxes, specific ownership taxes, and sales and use taxes increased by \$195,934 (32.7%) in 2019 compared to 2018.
- The additional general revenues, charges for services, and operating grants and contributions including charges and fees associated with community development exceeded expenses in 2019 by \$233,528.

The following two charts illustrate the Governmental Activities revenues and expenses. As in most municipalities, the expenses of governmental activities are not fully supported through program revenues but are largely financed through taxes.

Town of Wiggins, Colorado  
 Management's Discussion and Analysis  
 December 31, 2019

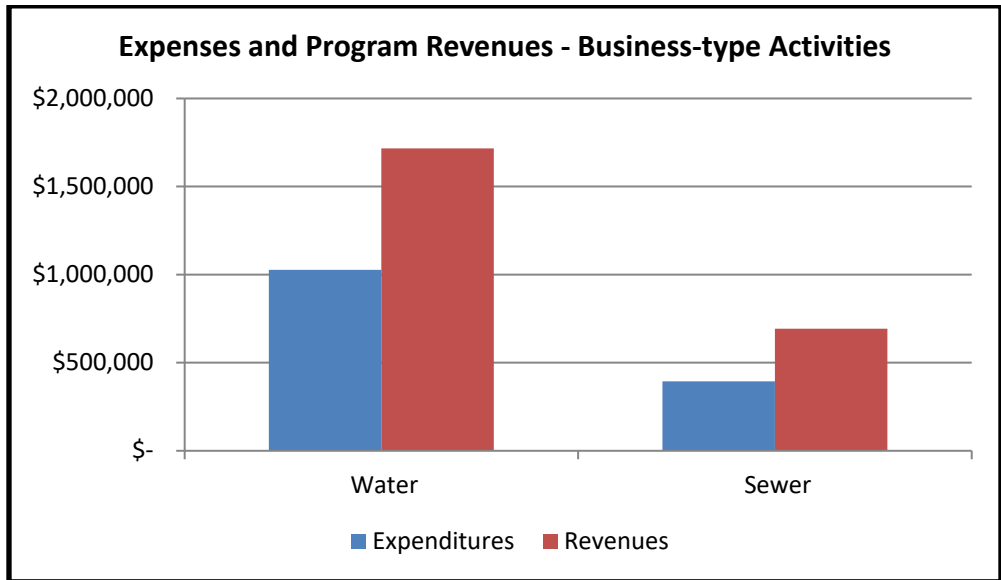
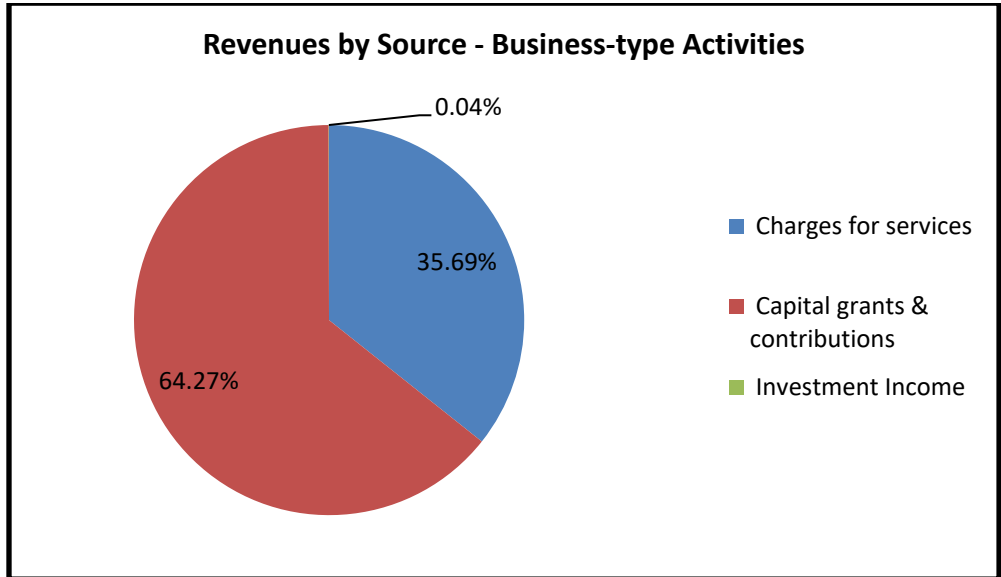


Town of Wiggins, Colorado  
Management's Discussion and Analysis  
December 31, 2019

**Business-type Activities**

Business-type Activities increased in net position by \$990,433 (13.2%) during 2019. This was a continued improvement over 2018 when net position increased by \$821,205 (12.3%). This improvement was due to Tap Fees charged for water and system growth.

The following two charts illustrate the Business-type Activities revenues and expenses for 2019.

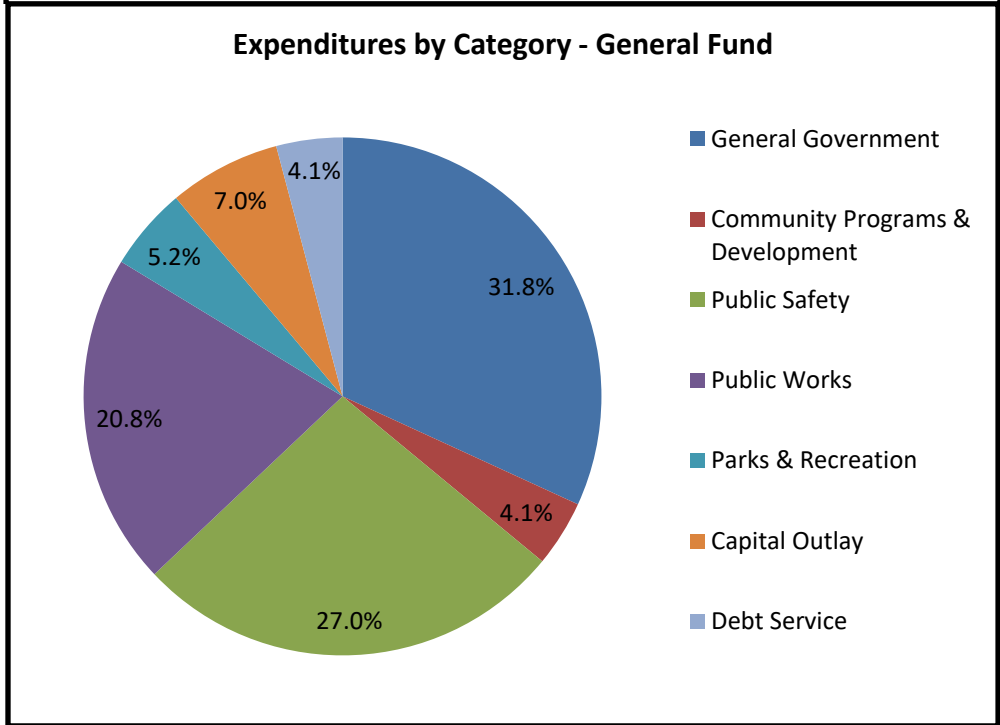
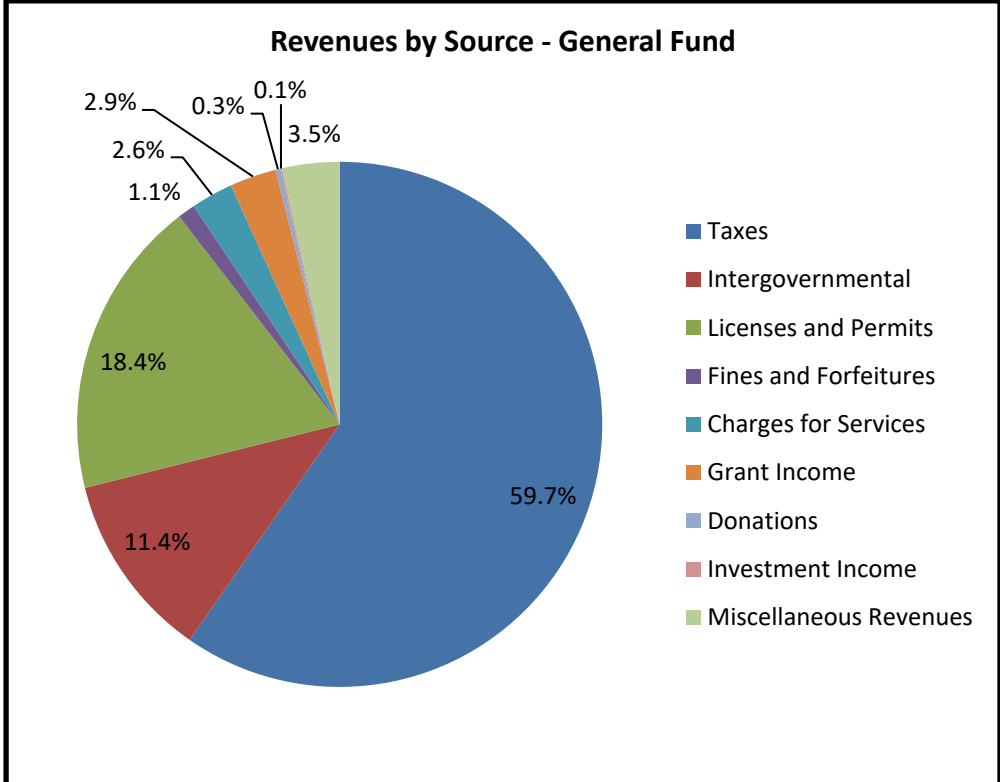


**THE TOWN'S FUNDS**

As noted earlier, the Town of Wiggins uses fund accounting to ensure and demonstrate compliance with finance-related legal requirements. The Governmental Funds utilize the modified accrual basis of accounting, and the balances of the spendable resources (unrestricted fund balance) in each fund are shown at year end. At December 31, 2019 the Town's two major Governmental funds reported combined ending fund balances of \$553,534. These funds are discussed below.

Town of Wiggins, Colorado  
 Management's Discussion and Analysis  
 December 31, 2019

*General Fund.* The General Fund is the chief operating fund of the Town of Wiggins. It accounts for all the general services provided by the Town. At the end of 2019, the fund balance of the General Fund totaled \$398,539. This was a \$291,639 (172.8%) increase over 2018. Expenditures in 2019 of \$784,386 were outpaced by revenues totaling \$1,076,025. The following two tables illustrate General Fund revenues and expenditures during 2019.



Town of Wiggins, Colorado  
Management's Discussion and Analysis  
December 31, 2019

*Sales Tax Capital Improvement Special Revenue Fund.* This fund is utilized to account for proceeds from the Town's 1% sales tax restricted to capital acquisition and/or construction of capital projects and related debt service. During 2019, current revenues of \$174,906 and some prior reserves were utilized to begin the 3<sup>rd</sup> Avenue Storm Drainage Improvement Project. Expenditures for this project totaled \$183,395 in 2019. The Fund Balance at year-end totaled \$154,995.

*Water Fund.* At December 31, 2019 the net position of the Water Fund was \$6,174,408. This was an increase of \$690,741 (12.6%) over 2018. This increase was due to Tap Fees for system growth. The fund had an operating loss of -\$123,067, and interest expenses on long-term debt totaling \$232,331. Management plans a rate study in 2020 to address operating losses and future capital needs.

*Sewer Fund.* At December 31, 2019 the net position of the Sewer Fund was \$2,319,207. This was an increase of \$299,692 (14.8%) over 2018. This increase was due to Tap Fees for system growth. The fund had an operating loss of -\$143,404, and interest expenses on long-term debt totaling \$61,176. Management plans a rate study in 2020 to address operating losses and future capital needs.

### **CAPITAL ASSETS AND DEBT ADMINISTRATION**

*Capital Assets.* At December 31, 2019 the Town had invested in a range of capital assets including land, buildings and improvements, vehicles, office equipment, and park equipment and trails. Note 3 of the financial statements provides a summary of changes in capital assets during the year. During 2019, the Town completed the Kiowa Park & Trail project, and purchased an ATV and snow plowing hydraulics for public works, water, and sewer operations. In addition, the Town began the 3<sup>rd</sup> Avenue Drainage Project, and the Knievel Water Recharge project through the Central Colorado Water Conservancy District and its subdistricts.

*Debt Administration.* The Town's long-term debt primarily consists of loans and capital leases. At the end of 2019, the governmental activities had a balance of \$43,721 owed on capital leases for a police vehicle, a copier, and a tractor and mower for public works operations. Compensated absences are also recorded. See Note 4 on page 22 for more detailed information.

In business-type activities at December 31, 2019, the Town owed \$293,332 on a 2009 water rights lease/purchase agreement, \$2,850,000 on a 2017 bank loan, \$2,848,195 on a 2011 Water Loan from the U.S. Department of Agriculture Rural Utilities (USDA), \$491,390 on a 2013 Water Loan from USDA, and \$2,408,850 on a 2017 Note Payable to the Colorado Water Conservation Board. These debts were incurred for water rights acquisition and water and sewer system facilities and upgrades. Compensated absences are also recorded. See Note 4 on page 23 for more detailed information.

### **ECONOMIC FACTORS AND NEXT YEAR'S BUDGETS AND RATES**

Growth in the residential and commercial sectors of Wiggins's economy continues to occur. The 2020 Budget anticipates continued improvement in the General Fund balance due to the growth and development. A utility rate study is planned to determine appropriate water and sewer user rates to cover operating costs and future capital needs, as well as continued compliance with the rate maintenance covenants (see Note 9) contained in the Town's long-term debt documents for the Water and Sewer Funds.

Beginning in March 2020, the State of Colorado imposed lengthy restrictions on businesses, recreation, and places of worship with the stated purpose of slowing the spread of the Coronavirus so that hospital facilities would not be overwhelmed with patients. The City has been economically impacted by these restrictions, and the full economic impact has yet to be determined. Management will continue to monitor the economic factors affecting the Town, to budget conservatively, and to amend adopted budgets if necessary.

Town of Wiggins, Colorado  
Management's Discussion and Analysis  
December 31, 2019

**REQUESTS FOR INFORMATION**

This financial report is designed to provide the Town of Wiggins's residents, taxpayers, customers, investors, and creditors with a general overview of the Town's finances and to show the Town's accountability for the funds it receives and assets it maintains. If you have questions about this report, or should you desire additional financial information, contact the Town's management at Town of Wiggins, 304 Central Avenue, Wiggins, CO 80654 or call Town Hall at (970) 483-6161.

## **Basic Financial Statements**

**Town of Wiggins, Colorado**  
**Statement of Net Position**  
**December 31, 2019**

	Governmental Activities	Business-Type Activities	Total
<b>Assets</b>			
Cash and Investments			
Cash	\$ 569,709	\$ 1,757,302	\$ 2,327,011
Investments	318	661	979
Restricted Cash and Investments	262,307	348,295	610,602
Receivables			
Property Tax Receivables	350,505	-	350,505
Intergovernmental Receivables	80,906	-	80,906
Utility Receivables	-	73,991	73,991
Cash with Fiscal Agent	2,486	1,133,776	1,136,262
Prepaid Expenses	1,530	7,577	9,107
Deposits	-	230,000	230,000
Capital Assets			
<i>Not being depreciated</i>	1,485,833	6,545,226	8,031,059
<i>Net of accumulated depreciation</i>	924,314	7,494,188	8,418,502
Total Assets	<u>3,677,908</u>	<u>17,591,016</u>	<u>21,268,924</u>
<b>Deferred Outflows of Resources</b>			
Pension Related Deferred Outflows	41,908	-	41,908
Total Asset & Deferred Outflows of Resources	<u>3,719,816</u>	<u>17,591,016</u>	<u>21,310,832</u>
<b>Liabilities</b>			
Accounts Payable	67,173	43,449	110,622
Accrued Liabilities	17,974	-	17,974
Accrued Interest Payable	2,144	109,752	111,896
Deposits and Escrow	241,225	46,074	287,299
Non-Current Liabilities			
Net Pension Liability	22,408		22,408
Due Within One year	29,178	2,944,235	2,973,413
Due In More Than One year	31,715	5,953,891	5,985,606
Total Liabilities	<u>411,817</u>	<u>9,097,401</u>	<u>9,509,218</u>
<b>Deferred Inflows of Resources</b>			
Property Taxes	350,505	-	350,505
Pension Related Deferred Inflows	989	-	989
Total Deferred Inflows of Resources	<u>351,494</u>	<u>-</u>	<u>351,494</u>
<b>Net Position</b>			
Net Investment in Capital Assets	2,366,426	5,147,647	7,514,073
Restricted For:			
Emergencies	37,500	-	37,500
Other	192,345	112,523	304,868
Unrestricted	360,234	3,233,445	3,593,679
Total Net Position	<u>2,956,505</u>	<u>8,493,615</u>	<u>11,450,120</u>
Total Liabilities, Deferred Inflows and Net Position	<u>\$ 3,719,816</u>	<u>\$ 17,591,016</u>	<u>\$ 21,310,832</u>

See Notes to Financial Statements.

**Town of Wiggins, Colorado**  
**Statement of Activities**  
For the Year Ended December 31, 2019

Functions/Programs	Expenses	Program Revenues		Net (Expense) Revenue and Change in Net Position			
		Charges for Services	Operating Grants and Contributions	Capital Grants and Contributions	Governmental Activities	Business-Type Activities	Total
<b>Primary Government</b>							
<b>Governmental Activities</b>							
General Government	\$ 277,213	\$ 1,457	\$ 29,514	\$ -	\$ (246,242)	\$ -	\$ (246,242)
Community Programs & Development	32,450	196,499	-	-	164,049	-	164,049
Public Safety	227,057	26,403	-	-	(200,654)	-	(200,654)
Public Works	181,274	-	93,474	-	(87,800)	-	(87,800)
Park and Recreation	78,793	10,751	41,008	-	(27,034)	-	(27,034)
Interest on Debt	32,352	-	-	-	(32,352)	-	(32,352)
Total Governmental Activities	829,139	235,110	163,996	-	(430,033)	-	(430,033)
<b>Business-Type Activities</b>							
Water	1,026,749	671,351	0	1,045,500	-	690,102	690,102
Sewer	393,771	189,191	-	504,000	-	299,420	299,420
Total Business-Type Activities	1,420,520	860,542	-	1,549,500	-	989,522	989,522
Total Primary Government	\$ 2,249,659	\$ 1,095,652	\$ 163,996	\$ 1,549,500	(430,033)	989,522	559,489
<b>General Revenues</b>							
Property Taxes					256,281	-	256,281
Specific Ownership Taxes					25,535	-	25,535
Sales and Use Taxes					513,690	-	513,690
Franchise Taxes					19,280	-	19,280
Other Taxes					2,418	-	2,418
Investment Income					1,175	911	2,086
Donations					3,095	-	3,095
Miscellaneous Income					38,021	-	38,021
Total General Revenues					859,495	911	860,406
<b>Change in Net Position</b>					429,462	990,433	1,419,895
<b>Net Position, Beginning of year</b>					2,527,043	7,503,182	10,030,225
<b>Net Position, End of year</b>					\$ 2,956,505	\$ 8,493,615	\$ 11,450,120

**Town of Wiggins, Colorado**  
**Balance Sheet**  
**Governmental Funds**  
**December 31, 2019**

	General Fund	Sales Tax Capital Improvement Fund	Non-Major Conservation Trust Fund	Total Governmental Funds
<b>Assets</b>				
Cash and Investments				
Cash	\$ 371,372	\$ 161,093	\$ 37,244	\$ 569,709
Investments	106	106	106	318
Restricted Cash and Investments	262,307	-	-	262,307
Receivables				
Property Tax Receivable	350,505	-	-	350,505
Intergovernmental Receivable	48,248	32,658	-	80,906
Account Receivable	2,486	-	-	2,486
Prepaid Expenses	1,530	-	-	1,530
	<u>1,036,554</u>	<u>193,857</u>	<u>37,350</u>	<u>1,267,761</u>
Total Assets	<u>\$ 1,036,554</u>	<u>\$ 193,857</u>	<u>\$ 37,350</u>	<u>\$ 1,267,761</u>
<b>Liabilities</b>				
Accounts Payable	\$ 46,285	\$ 38,862	\$ -	\$ 85,147
Deposits on Development	241,225	-	-	241,225
	<u>287,510</u>	<u>38,862</u>	<u>-</u>	<u>326,372</u>
Total Liabilities	<u>287,510</u>	<u>38,862</u>	<u>-</u>	<u>326,372</u>
<b>Deferred Inflows of Resources</b>				
Property Taxes	350,505	-	-	350,505
	<u>350,505</u>	<u>-</u>	<u>-</u>	<u>350,505</u>
Total Deferred Inflows of Resources	<u>350,505</u>	<u>-</u>	<u>-</u>	<u>350,505</u>
<b>Fund Balance</b>				
Restricted fund balance	37,500	154,995	37,350	229,845
Unrestricted, Unassigned	361,039	-	-	361,039
	<u>398,539</u>	<u>154,995</u>	<u>37,350</u>	<u>590,884</u>
Total Fund Balance	<u>398,539</u>	<u>154,995</u>	<u>37,350</u>	<u>590,884</u>
	<u>\$ 1,036,554</u>	<u>\$ 193,857</u>	<u>\$ 37,350</u>	<u>\$ 1,267,761</u>
Total Liabilities, Deferred Inflows of Resources and Fund Balance	<u>\$ 1,036,554</u>	<u>\$ 193,857</u>	<u>\$ 37,350</u>	<u>\$ 1,267,761</u>

**Town of Wiggins, Colorado**  
 Reconciliation of Balance Sheet of the Governmental Funds  
 to the Statement of Net Position  
 For the Year Ended December 31, 2019

**Amounts Reported for Governmental Activities in the Statement of Activities are Different Because:**

Total Fund Balances of Governmental Funds	\$	590,884
Capital assets used in governmental activities are not financial resources and, therefore are not reported in governmental funds.		
Non Depreciable Cost		1,485,833
Depreciable Cost		1,627,432
Less Accumulated Depreciation		(703,118)
Liabilities not due and payable in the current period are not reported in the fund balance sheets, but are reported on the government-wide statement of net position.		
Capital Lease Payable		(43,721)
Accrued Interest Payable		(2,144)
Compensated Absences		(17,172)
Net Pension Liability (Asset)		(22,408)
Pension Related Deferred Outflows		41,908
Pension Related Deferred Inflows		(989)
		(989)
Net Position of Governmental Activities	\$	2,956,505

**Town of Wiggins, Colorado**  
**Statement of Revenues, Expenditures and Changes in Fund Balance**  
**Governmental Funds**  
**For the Year Ended December 31, 2019**

	General Fund	Sales Tax Capital Improvement Fund	Non-Major Conservation Trust Fund	Total Governmental Funds
<b>Revenues</b>				
Taxes	\$ 642,319	\$ 174,885	\$ -	\$ 817,204
Intergovernmental Revenues	122,988	-	10,070	133,058
Licenses and Permits	198,077	-	-	198,077
Fines and Forfeitures	11,746	-	-	11,746
Charges for Services	27,725	-	-	27,725
Grant Income	30,938	-	-	30,938
Donations	3,095	-	-	3,095
Investment Income	1,115	21	38	1,174
Miscellaneous	38,022	-	-	38,022
<b>Total Revenues</b>	<u>1,076,025</u>	<u>174,906</u>	<u>10,108</u>	<u>1,261,039</u>
<b>Expenditures</b>				
Current				
General Government	249,809	-	-	249,809
Community Programs & Development	32,450	-	-	32,450
Public Safety	211,525	-	-	211,525
Public Works	162,754	-	-	162,754
Park and Recreation	40,586	-	9,726	50,312
Capital Outlay	54,908	183,395	-	238,303
Debt Service	32,354	-	-	32,354
<b>Total Expenditures</b>	<u>784,386</u>	<u>183,395</u>	<u>9,726</u>	<u>977,507</u>
<b>Excess of Revenues Over</b>				
<b>Net Change in Fund Balance</b>	291,639	(8,489)	382	283,532
<b>Fund Balance, Beginning of year</b>	<u>106,900</u>	<u>163,484</u>	<u>36,968</u>	<u>307,352</u>
<b>Fund Balance, End of year</b>	<u>\$ 398,539</u>	<u>\$ 154,995</u>	<u>\$ 37,350</u>	<u>\$ 590,884</u>

**Town of Wiggins, Colorado**  
 Reconciliation of the Statement of Revenues, Expenditures and Changes  
 in Fund Balances of Governmental Funds to the Statement of Activities  
 Governmental Funds  
 For the Year Ended December 31, 2019

**Amounts Reported for Governmental Activities in the Statement of Activities are Different Because:**

Net Change in Fund Balance of Governmental Funds	\$	283,532
<p>Governmental funds report capital outlay as expenditures. However, in the statement of activities, the cost of those assets is allocated over their estimated useful lives and depreciation expense.</p>		
Capital Outlay		238,303
Depreciation Expense		(88,202)
<p>Pension expense at the fund level represents cash contribution to the defined benefit plan. For the activity level presentation, the amount represents the actuarial cost of the benefits for fiscal year.</p>		
Net change in deferred pension outflows		18,924
Change in net pension asset/liability		(39,225)
Net change in deferred pension inflows		6,240
<p>Deferred inflow of resources for amounts not received within the availability period are not reported as revenue in the governmental funds.</p>		
Inflow Governmental Fund		(2,436)
<p>Repayments of long-term liabilities are expensed in the fund and reduce outstanding liabilities at the activity level. In addition, proceeds from long-terms debt issuances are reported as, revenues in the funds and increase liabilities at the activity level.</p>		
Change in Compensated Absences		(17,172)
Principal paid on capital leases		29,498
		29,498
Change in Net Position of Governmental Activities	\$	429,462

**Town of Wiggins, Colorado**  
**Statement of Net Position**  
**Proprietary Funds**  
**December 31, 2019**

	Water	Sewer	Total
<b>Assets</b>			
Current Assets			
Cash	\$ 856,795	\$ 900,507	\$ 1,757,302
Investments	449	212	661
Restricted Cash and Investments	291,412	56,883	348,295
Receivables			
Utility Receivables	53,246	20,745	73,991
Cash with Fiscal Agent	1,133,776	-	1,133,776
Prepaid Expenses	7,299	278	7,577
Deposits	230,000	0	230,000
Total Current Assets	2,572,977	978,625	3,551,602
Non-Current Assets			
Capital Assets, <i>Not being depreciated</i>	5,723,567	821,659	6,545,226
Capital Assets, <i>Net of accumulated depreciation</i>	5,887,076	1,607,112	7,494,188
Total Non-Current Assets	11,610,643	2,428,771	14,039,414
Total Assets	\$ 14,183,620	\$ 3,407,396	\$ 17,591,016
<b>Liabilities</b>			
Current Liabilities			
Accounts Payable	\$ 35,346	\$ 8,103	\$ 43,449
Accrued Expenses	-	-	-
Deposits and Escrow	26,658	19,416	46,074
Accrued Interest Payable	100,320	9,432	109,752
Total Current Liabilities	162,324	36,951	199,275
Non-Current Liabilities			
Due within One Year	1,895,631	1,048,604	2,944,235
Due in more the One Year	5,951,257	2,634	5,953,891
Total Non-Current Liabilities	7,846,888	1,051,238	8,898,126
Total Liabilities	8,009,212	1,088,189	9,097,401
<b>Net Position</b>			
Investment in Capital Assets	3,766,821	1,380,826	5,147,647
Restricted	112,523	-	112,523
Unrestricted	2,295,064	938,381	3,233,445
Total Net Position	6,174,408	2,319,207	8,493,615
Total Liabilities, deferred inflows and net position	\$ 14,183,620	\$ 3,407,396	\$ 17,591,016

**Town of Wiggins, Colorado**  
Statement of Revenues, Expenses and Changes in Net Position  
Proprietary Funds  
December 31, 2019

	Water	Sewer	Total
<b>Operating Revenues</b>			
Utility Charges	\$ 632,064	\$ 189,119	\$ 821,183
Other Charges for Services	39,287	72	39,359
<b>Total Operating Revenues</b>	<u>671,351</u>	<u>189,191</u>	<u>860,542</u>
<b>Operating Expenses</b>			
Personnel Services	139,512	151,787	291,299
Commodity Charges	60,000	-	60,000
Administrative/Office Expenses	3,706	3,512	7,218
Insurance	5,353	5,353	10,706
Operating Supplies	6,826	25,843	32,669
Professional Fees	262,326	40,445	302,771
Repairs and Maintenance	65,747	12,462	78,209
Travel and Training	2,272	2,067	4,339
Treatment	24,505	16,577	41,082
Telephone and Utilities	64,073	24,267	88,340
Other Operating Expenses	6,668	-	6,668
Depreciation Expense	153,430	50,282	203,712
<b>Total Operating Expenses</b>	<u>794,418</u>	<u>332,595</u>	<u>1,127,013</u>
<b>Net Operating Income (Loss)</b>	<u>(123,067)</u>	<u>(143,404)</u>	<u>(266,471)</u>
<b>Non-Operating Revenues (Expenses)</b>			
Investment Income	639	272	911
Interest Expense	(232,331)	(61,176)	(293,507)
<b>Total Nonoperating Revenues (Expenses)</b>	<u>(231,692)</u>	<u>(60,904)</u>	<u>(292,596)</u>
<b>Net Income (Loss) Before Capital Contributions</b>	<u>(354,759)</u>	<u>(204,308)</u>	<u>(559,067)</u>
<b>Capital Contributions</b>			
Tap Fees	1,045,500	504,000	1,549,500
<b>Total Capital Contributions</b>	<u>1,045,500</u>	<u>504,000</u>	<u>1,549,500</u>
<b>Change in Net Position</b>	690,741	299,692	990,433
<b>Net Position, Beginning of year</b>	<u>5,483,667</u>	<u>2,019,515</u>	<u>7,503,182</u>
<b>Net Position, End of year</b>	<u>\$ 6,174,408</u>	<u>\$ 2,319,207</u>	<u>\$ 8,493,615</u>

**Town of Wiggins, Colorado**  
**Statement of Cash Flows**  
**Proprietary Funds**  
**For the Year Ended December 31, 2019**

<b>Business-type Activities</b>	Water	Sewer	Totals
Cash Flows From Operating Activities			
Cash Received from Customers	\$ 676,026	\$ 187,550	\$ 863,576
Cash Paid to Employees	(139,512)	(151,787)	(291,299)
Cash Paid to Suppliers	<u>(501,446)</u>	<u>(165,018)</u>	<u>(666,464)</u>
Net Cash Provided (Used) by Operating Activities	<u>35,068</u>	<u>(129,255)</u>	<u>(94,187)</u>
<b>Cash Flows from Capital and Related Financing Activities</b>			
Tap Fees Received	1,045,500	504,000	1,549,500
Debt Principal Payments	(177,657)	-	(177,657)
Interest Payments	(204,312)	(62,258)	(266,570)
Payment made to CCWCD	(230,000)	-	(230,000)
Payment made to Developers	-	(42,000)	(42,000)
Acquisition of Capital Assets	<u>(255,568)</u>	<u>(5,568)</u>	<u>(261,136)</u>
Net Cash Provided by Capital and Related Financing Activities	<u>177,963</u>	<u>394,174</u>	<u>572,137</u>
<b>Cash Flows from Investing Activities</b>			
Interest Received	<u>639</u>	<u>272</u>	<u>911</u>
<b>Net Change in Cash and Cash Equivalents</b>	213,670	265,191	478,861
<b>Cash and Cash Equivalents, Beginning of year</b>	<u>934,986</u>	<u>692,411</u>	<u>1,627,397</u>
<b>Cash and Cash Equivalents, End of year</b>	<u>\$ 1,148,656</u>	<u>\$ 957,602</u>	<u>\$ 2,106,258</u>
<b>Reconciliation of Net Operating Income to:</b>			
Net Cash Provided (Used) by Operating Activities			
Net Operating Income (Loss)	\$ (123,067)	\$ (143,404)	\$ (266,471)
Adjustments to Reconcile Net Operating Income to Net Cash Provided by Operating Activities			
Depreciation	153,430	50,282	203,712
Changes in Assets and Liabilities Related to Operations:			
Accounts Receivable	(7,890)	(4,955)	(12,845)
Prepaid Expenses	(7,299)	(278)	(7,577)
Deposits	-	-	-
Accounts Payable	6,557	(35,935)	(29,378)
Change in Customer/Developer Deposits	11,398	3,314	14,712
Accrued Expenses and Other Liabilities	<u>1,939</u>	<u>1,721</u>	<u>3,660</u>
Net Cash Provided (Used) by Operating Activities	<u>\$ 35,068</u>	<u>\$ (129,255)</u>	<u>\$ (94,187)</u>

# Town of Wiggins, Colorado

## Notes to Financial Statements

December 31, 2019

### **Note 1: Summary of Significant Accounting Policies**

The Town of Wiggins, Colorado (the Town) is a political subdivision of the State of Colorado governed by a seven-member Board of Trustees. The Town was incorporated in October 1974. The Town is a full-service entity providing police, streets and drainage, and parks and recreation services as well as providing water and sewer services.

#### **Reporting Entity**

The financial reporting entity consists of the Town, organizations for which the Town is financially accountable, and organizations that raise and hold economic resources for the direct benefit of the Town. All funds, organizations, institutions, agencies, departments, and offices that are not legally separate are part of the Town. Legally separate organizations for which the Town is financially accountable are considered part of the reporting entity. Financial accountability exists if the Town appoints a voting majority of the organization's governing board and is able to impose its will on the organization, or if there is a potential for the organization to provide benefits to, or impose financial burdens on, the Town.

Based on the application of these criteria, the Town does not include additional organizations within its reporting entity.

#### **Government-wide and Fund Financial Statements**

The government-wide financial statements (i.e., the statement of net position and the statement of activities) report information on all activities of the Town. For the most part, the effect of interfund activity has been removed from these statements. Governmental activities, which normally are supported by taxes and intergovernmental revenues, are reported separately from business-type activities, which rely to a significant extent on fees and charges for support.

The statement of activities demonstrates the degree to which the direct expenses of the given function or segment are offset by program revenues. Direct expenses are those that are clearly identifiable with a specific function or segment. Program revenues include 1) charges to customers or applicants who purchase, use, or directly benefit from goods, services, or privileges provided by a given function or segment and 2) grants and contributions that are restricted to meeting the operational or capital requirements of a particular function or segment. Taxes and other items not properly included among program revenues are reported instead as general revenues. Internally dedicated resources are reported as general revenues rather than program revenues.

Separate financial statements are provided for the governmental fund and the proprietary fund. Major individual funds are reported as separate columns in the fund financial statements.

# Town of Wiggins, Colorado

## Notes to Financial Statements

December 31, 2019

### Note 1: Summary of Significant Accounting Policies (Continued)

#### **Measurement Focus, Basis of Accounting, and Financial Statement Presentation**

The government-wide financial statements are reported using the *economic resources measurement focus* and the *accrual basis of accounting*, as are the proprietary fund financial statements. Revenues are recorded when earned and expenses are recorded when the liability is incurred, regardless of the timing of related cash flows.

Governmental fund financial statements are reported using the *current financial resources measurement focus* and the *modified accrual basis of accounting*. Revenues are recognized as soon as they are both measurable and available. Revenues are considered to be *available* when they are collected within the current year or soon enough thereafter to pay liabilities of the current year. For this purpose, the Town considers revenues to be available if they are collected within 60 days of the end of the current fiscal year.

Property taxes, specific ownership taxes, sales and use taxes, franchise fees, state shared revenues, grants and interest associated with the current fiscal period are all considered to be susceptible to accrual and so have been recognized as revenues of the current year. All other revenues are considered measurable and available only when cash is received by the Town.

Expenditures generally are recorded when a liability is incurred, as under accrual accounting. However, debt service expenditures, as well as expenditures related to compensated absences, are recorded only when payment is due.

Proprietary funds distinguish operating revenues and expenses from nonoperating items. Operating revenues and expenses generally result from providing services and producing and delivering goods in connection with a fund's principal ongoing operations. Operating expenses for enterprise funds include the cost of sales and services, administrative expenses, and depreciation on capital assets. All revenues and expenses not meeting this definition are reported as nonoperating revenues and expenses.

When both restricted and unrestricted resources are available for a specific use, it is the Town's policy to use restricted resources first, then unrestricted resources as they are needed.

In the fund financial statements, the Town reports the following major governmental funds:

*General Fund* - The Fund uses the modified accrual basis of accounting. Revenues are recognized when they become measurable and available as net current assets. Certain service fees and non-tax revenues are recognized when received or billed. Grants from other governments are recognized when qualifying expenditures are incurred. Expenditures are generally recognized under the modified accrual basis of accounting when the related fund liability is incurred. Principal sources of revenues are property and sales taxes. Principal expenditures are for police protection, public works, parks and recreations and Town administration.

# Town of Wiggins, Colorado

## Notes to Financial Statements

December 31, 2019

### Note 1: Summary of Significant Accounting Policies (Continued)

#### **Measurement Focus, Basis of Accounting, and Financial Statement Presentation** (Continued)

The Town's special revenue funds are as follows:

*Sales Tax Capital Improvement Fund* - This fund accounts for funds received from a voter approved 1% sales tax generated to fund the acquisition and construction of capital facilities and equipment. These funds are required to be spent on capital improvements pursuant to the ballot issue.

*Special Revenue Fund* - This fund accounts for revenues derived from specific taxes or other designated revenues that are legally restricted to expenditures for specific purposes.

*Conservation Trust Fund (Nonmajor Fund)* - This fund accounts for funds received through the State of Colorado Lottery/Conservation Trust Fund program. These funds are required through state statute to be spent on parks and recreation projects. This is a nonmajor fund.

*Proprietary Funds* - The Town also reports the following major proprietary funds:

*Water and Sewer Funds* - These funds account for the activities related to offering the respective services to the Town's residents.

*Budgets and Budgetary Accounting* - Budgets were adopted for all funds. Budgets are prepared on the same basis of accounting as that used for accounting purposes. In the budget versus actual statements, the actual results of operations are presented on the budgetary basis of accounting for proper comparison to the budget.

Budgets are adopted based on the requirements of state statutes. The following timetable is used:

- Submission of the proposed budget to the Board of Trustees by October 15 of each year.
- Certification of mill levies to the County Commissioners by December 15 of each year.
- Final adoption of the budget and appropriations by December 31 of each year.

The Town does not utilize encumbrance accounting and all appropriations lapse at year end. For fiscal year 2018, the Town did not budget for debt financed or contributed capital assets in the enterprise funds.

#### **Assets, Liabilities and Net Position/Fund Balance**

*Cash and Cash Equivalents* - For purposes of the statement of cash flows, cash equivalents are defined as investments with original maturities of three months or less.

# Town of Wiggins, Colorado

## Notes to Financial Statements

December 31, 2019

### Note 1: Summary of Significant Accounting Policies (Continued)

#### **Assets, Liabilities and Net Position/Fund Balance** (Continued)

*Accounts Receivable* - All receivables are reported at their gross value and, where appropriate, are reduced by the estimated portion that is expected to be uncollectible.

*Capital Assets* - Capital assets, which include property, plant, equipment, and infrastructure assets are reported in the applicable governmental or business-type activities columns in the government-wide financial statements. Capital assets are defined by the Town as assets with an initial, individual cost of more than \$5,000 and an estimated useful life in excess of one year. Such assets are recorded at historical cost or estimated historical cost if purchased or constructed. Donated capital assets are recorded at estimated fair market value at the date of donation.

The costs of normal maintenance and repairs that do not add to the value of the asset or materially extend assets lives are not capitalized.

Property and equipment of the Town is depreciated using the straight-line method over the following estimated useful lives.

Buildings	15 - 35 years
Vehicles	5 - 15 years
Machinery and Equipment	5 - 30 years
Wastewater System	10 - 50 years
Water System	7 - 50 years

*Deferred Outflows and Inflows of Resources* - In addition to assets, the statement of financial position reports a separate section for deferred outflows of resources. This separate financial statement element represents a consumption of net position that applies to a future period(s) and so will not be recognized as an outflow of resources (expense/expenditure) until then.

In addition to liabilities, the statement of financial position reports a separate section for deferred inflows of resources. This separate financial statement element represents an acquisition of net position that applies to a future period(s) and so will not be recognized as an inflow of resources (revenue) until that time. The Town reports deferred inflows related to pension liabilities as further described in Note 5 as well as for property taxes levied in one year to be collected in the next year.

*Net Position/Fund Balances* - In the government-wide financial statements and for the proprietary fund statements, net position are either shown as net investment in capital assets, with these assets essentially being nonexpendable; restricted when constraints placed on the net position are externally imposed; or unrestricted.

# Town of Wiggins, Colorado

## Notes to Financial Statements

December 31, 2019

### Note 1: Summary of Significant Accounting Policies (Continued)

#### **Assets, Liabilities and Net Position/Fund Balance** (Continued)

For the governmental fund presentation, fund balances that are classified as *nonspendable* include amounts that cannot be spent because they are either (a) not in spendable form or (b) legally or contractually required to be maintained intact. The *not in spendable form* criterion includes items that are not expected to be converted to cash, for example, inventories and prepaid amounts.

Fund balances are reported as *restricted* when constraints placed on the use of resources are either (a) externally imposed by creditors (such as through debt covenants), grantors, contributors, or laws or regulations of other governments; or (b) imposed by law through constitutional provisions or enabling legislation.

Amounts that can only be used for specific purposes pursuant to constraints imposed by formal action of the government's highest level of decision-making authority, the Board of Trustees, are reported as *committed* fund balance. Those committed amounts cannot be used for any other purpose unless the government removes or changes the specified use by taking the same type of action (for example, legislation, resolution, ordinance) it employed to previously commit those amounts. The Town currently has no committed funds.

Amounts that are constrained by the government's intent to be used for specific purposes, but are neither restricted nor committed, are reported as *assigned* fund balance. Intent should be expressed by (a) the governing body itself or (b) a body (a budget or finance committee, for example) or official to which the governing body has delegated the authority to assign amounts to be used for specific purposes. The Town currently has no assigned fund balances.

All remaining fund balance in the General Fund or deficits in the other governmental funds are presented as unassigned.

*Net Position/Fund Balance Flow Assumptions* - Sometimes the government will fund outlays for a particular purpose from both restricted and unrestricted resources (the total of committed, assigned, and unassigned fund balance). In order to calculate the amounts to report as restricted, committed, assigned, and unassigned fund balance in the governmental fund financial statements a flow assumption must be made about the order in which the resources are considered to be applied. It is the government's policy to consider restricted fund balance to have been depleted before using any of the components of unrestricted fund balance, if allowed under the terms of the restriction. Further, when the components of unrestricted fund balance can be used for the same purpose, committed fund balance is depleted first, followed by assigned fund balance. Unassigned fund balance is applied last.

*Accumulated Unpaid Leave (Compensated Absences)* - The Town permits an employee to carry over unused vacation pay to the next calendar year. The Town assumes that the employee will use all carryover vacation as well as any current vacation earned in the same year. Sick leave can be carried over up to 192 hours but will not be paid upon termination; therefore, no liability has been shown for any unused sick leave.

# Town of Wiggins, Colorado

## Notes to Financial Statements

December 31, 2019

### Note 1: Summary of Significant Accounting Policies (Continued)

#### **Assets, Liabilities and Net Position/Fund Balance** (Continued)

*Long-Term Debt* - In the government-wide financial statements and the proprietary fund in the fund financial statements, long-term debt and other long-term obligations are reported as liabilities. Debt premiums, discounts and refunding losses are deferred and amortized over the life of the debt using the straight-line method. In the governmental fund financial statements, the face amount of debt issued is reported as other financing sources. Premiums received on debt issuances are reported as other financing sources while discounts are reported as other financial uses.

Issuance Costs, whether or not withheld from the debt proceeds, are reported as current expenses or expenditures.

#### **Property taxes**

Property taxes are levied on November 1 and attach as an enforceable lien on property on January 1. Taxes are payable in full on April 30 or in two installments on February 28 and June 15. The County Treasurer's office collects property taxes and remits to the Town on a monthly basis. Since property tax revenues are collected in arrears during the succeeding year, a receivable and corresponding unavailable revenue are recorded at December 31. As the tax is collected in the succeeding year, the unavailable revenue is recognized as revenue and the receivable is reduced.

#### **Subsequent Events**

The Town has evaluated subsequent events through December 7, 2020, the date the financial statements were available to be issued.

### Note 2: Cash and Investments

#### **Deposits**

The Town's cash and investment balances are allocated as follows:

Cash and Investments	\$ 2,327,990
Restricted Cash and Investments	<u>610,602</u>
Total Cash and Investments	<u>\$ 2,938,592</u>

**Town of Wiggins, Colorado**  
Notes to Financial Statements  
December 31, 2019

**Note 2: Cash and Investments (Continued)**

**Deposits** (Continued)

The balances are comprised of the following:

*Custodial Credit Risk/Deposits* - In the case of deposits, this is the risk that in the event of bank failure, the government's deposits may not be returned to it. The Town's deposit policy is in accordance with CRS 11-10.5-101, The Colorado Public Deposit Protection Act (PDPA), which governs the investment of public funds. PDPA requires that all units of local government deposit cash in eligible public depositories. Eligibility is determined by state regulations.

Amounts on deposit in excess of federal insurance levels (\$250,000) must be collateralized by eligible collateral as determined by the PDPA. The financial institution is allowed to create a single collateral pool for all public funds held. The pool is to be maintained by another institution or held in trust for all the uninsured public deposits as a group. The market value of the collateral must be at least equal to 102% of the uninsured deposits. The institution's internal records identify collateral by depositor and as such, these deposits are considered uninsured but collateralized. The State Regulatory Commissions for banks and financial services are required by statute to monitor the naming of eligible depositories and reporting of the uninsured deposits and assets maintained in the collateral pools. At December 31, 2019, all of the Town's deposits as shown below were either insured by federal depository insurance or collateralized under PDPA and are therefore not deemed to be exposed to custodial credit risk.

Deposits at December 31, 2019, were as follows:

	<b>Bank Balance</b>	<b>Book Balance</b>
FDIC Insured	\$ 331,206	\$ 331,206
PDPA Secured (not in entity's name)	2,988,793	2,605,731
Cash on Hand	-	676
 Total Cash	 \$ 3,319,999	 \$ 2,937,613

**Investments**

The Town is required to comply with State statutes which specify investment instruments meeting defined rating, maturity, and concentration risk criteria in which the Town may invest, which include the following. State statutes do not address custodial risk.

**Town of Wiggins, Colorado**  
Notes to Financial Statements  
December 31, 2019

**Note 2: Cash and Investments** *(Continued)*

**Investments** *(Continued)*

*Credit Risk* - Colorado statutes specify which instruments units of local government may invest, which include:

- Obligations of the United States and certain U.S. Agency securities
- Certain international agency securities
- General obligation and revenue bonds of U.S. local government entities
- Bankers' acceptances of certain banks
- Commercial paper
- Local government investment pools
- Written repurchase agreements collateralized by certain authorized securities
- Certain money market funds
- Guaranteed investment contracts

The Town does not have an investment policy that would further limit its investment choices.

During the year ended December 31, 2019, the Town invested funds in the Colotrust. As an investment pool, it operates under the Colorado Revised Statutes (24-75-701) and is overseen by the Colorado Securities Commissioner. It invests in securities that are specified by Colorado Revised Statutes (24-75-601). Authorized securities include U.S. Treasuries, U.S. Agencies, commercial paper (rated A1 or better) and bank deposits (collateralized through PDPA). The pool operates similar to a 2a 7-like money market fund with a share value equal to \$1 and a maximum weighted average maturity of 60 days. This fund is rated AAAM by the Standard and Poor's Corporation. The balance in this investment at December 31, 2019, was \$979.

*Concentration of Credit Risk* - The Town places no limit on the amount that may be invested in any one issuer. State statutes do not limit the amount the Towns may invest in any one user.

*Interest Rate Risk* - Colorado Statutes require that no investment may have a maturity in excess of five years from the date of purchase. The Town does not have a formal investment policy that limits investment maturities as a means of managing its exposure to fair value losses arising from increasing interest rates, other than those contained in the statutes. The Town's investment portfolio contains no investments that exceed that limitation.

*Custodial Credit Risk-Investments* - For an investment, custodial credit risk is the risk that, in the event of the failure of the counterparty, the Town will not be able to recover the value of its investments or collateral securities that are in the possession of an outside party. As of December 31, 2018, the Town's investments consisted of the investment pool.

**Restricted Cash**

The Town has restricted cash in the General Fund related to a developer performance deposit of \$243,546 and cash held for future community hall replacement of \$18,761.

**Town of Wiggins, Colorado**  
Notes to Financial Statements  
December 31, 2019

**Note 2: Cash and Investments (Continued)**

**Restricted Cash** (Continued)

The Town has restricted cash to satisfy bond requirements totaling \$270,117 in the Water Fund and \$44,920 in the Sewer Fund as further discussed in Note 4.

The Town has recorded restricted cash in the Water Fund in the amount of \$21,295 related to short-lived asset reserve and in the Sewer Fund in the amount of \$11,963 related to developer performance deposits.

The Town also has undrawn Colorado Water Conservation Board loan proceeds of \$1,133,776, shown as Cash with Fiscal Agent in the Water Fund as of December 31, 2019.

**Note 3: Capital Assets**

**Capital Assets**

A summary of the Town's governmental capital asset transactions for the year are as follows:

<b>Governmental Activities</b>	<b>Balance 12/31/18</b>	<b>Additions</b>	<b>Deletions</b>	<b>Balance 12/31/19</b>
<i>Capital Assets, Not Being Depreciated</i>				
Land	\$ 456,539	\$ -	\$ -	\$ 456,539
Improvements (Flood Control)	845,899	-	-	845,899
Construction in Progress	<u>141,657</u>	<u>183,395</u>	<u>(141,657)</u>	<u>183,395</u>
Total not being depreciated	<u>1,444,095</u>	<u>183,395</u>	<u>(141,657)</u>	<u>1,485,833</u>
<i>Capital Assets, Being Depreciated</i>				
Buildings	361,056	-	-	361,056
Equipment	246,332	5,566	-	251,898
Improvements	687,559	190,999	-	878,558
Vehicles	<u>135,920</u>	<u>-</u>	<u>-</u>	<u>135,920</u>
Total Capital Assets, Being Depreciated	<u>1,430,867</u>	<u>196,565</u>	<u>-</u>	<u>1,627,432</u>
<i>Less Accumulated Depreciation</i>				
Buildings	(207,397)	(12,631)	-	(220,028)
Equipment	(146,469)	(19,942)	-	(166,411)
Improvements	(165,954)	(43,428)	-	(209,382)
Vehicles	<u>(95,096)</u>	<u>(12,201)</u>	<u>-</u>	<u>(107,297)</u>
Total Accumulated Depreciation	<u>(614,916)</u>	<u>(88,202)</u>	<u>-</u>	<u>(703,118)</u>
Total Capital Assets, Being Depreciated	<u>815,951</u>	<u>108,363</u>	<u>-</u>	<u>924,314</u>
Governmental Activities Capital Assets, net	<u>\$ 2,260,046</u>	<u>\$ 291,758</u>	<u>\$ (141,657)</u>	<u>\$ 2,410,147</u>

**Town of Wiggins, Colorado**  
Notes to Financial Statements  
December 31, 2019

**Note 3: Capital Assets (Continued)**

**Capital Assets** (Continued)

Depreciation has been allocated to the various Governmental functions as follows:

General Government	\$ 14,862
Public Safety	11,435
Public Works	33,424
Culture and Recreation	<u>28,481</u>
Total Depreciation	<u>\$ 88,202</u>

A summary of the Town's business-type capital asset transactions for the year are as follows:

<b>Business-type Activities</b>	<b>Balance 12/31/18</b>	<b>Additions</b>	<b>Deletions</b>	<b>Balance 12/31/19</b>
<i>Capital Assets, Not Being Depreciated</i>				
Land	\$ 1,483,209	\$ -	\$ -	\$ 1,483,209
Water Rights	4,773,992	-	-	4,773,992
Construction in Progress	<u>38,025</u>	<u>250,000</u>	<u>-</u>	<u>288,025</u>
Total Capital Assets, <i>Not Being Depreciated</i>	<u>6,295,226</u>	<u>250,000</u>	<u>-</u>	<u>6,545,226</u>
<i>Capital Assets, Being Depreciated</i>				
Building	130,310	-	-	130,310
Equipment	9,465,269	11,133	-	9,476,402
Other Equipment	<u>42,800</u>	<u>-</u>	<u>-</u>	<u>42,800</u>
Total Capital Assets, <i>Being Depreciated</i>	<u>9,638,379</u>	<u>11,133</u>	<u>-</u>	<u>9,649,512</u>
<i>Less Accumulated Depreciation</i>				
Building	(4,126)	(2,606)	-	(6,732)
Equipment	(1,932,635)	(193,782)	-	(2,126,417)
Other Equipment	<u>(14,851)</u>	<u>(7,324)</u>	<u>-</u>	<u>(22,175)</u>
Total Accumulated Depreciation	<u>(1,951,612)</u>	<u>(203,712)</u>	<u>-</u>	<u>(2,155,324)</u>
Total Capital Assets, <i>Being Depreciated, net</i>	<u>7,686,767</u>	<u>(192,579)</u>	<u>-</u>	<u>7,494,188</u>
Business-Type Activities Capital Assets, <i>net</i>	<u>\$ 13,981,993</u>	<u>\$ 57,421</u>	<u>\$ -</u>	<u>\$ 14,039,414</u>

Depreciation has been allocated to the various business-type activities as follows:

Depreciation - Water	\$ 153,430
Depreciation - Sewer	<u>50,282</u>
Total Depreciation	<u>\$ 203,712</u>

**Town of Wiggins, Colorado**  
Notes to Financial Statements  
December 31, 2019

**Note 4: Long Term Debt**

**Governmental Activities**

Changes in governmental activity long-term debt are as follows:

<b>Governmental Activities</b>	<b>Balance 12/31/18</b>	<b>Additions</b>	<b>Repayments</b>	<b>Balance 12/31/19</b>	<b>Current Portion</b>
2015 Copier Lease	\$ 7,049	\$ -	\$ (4,629)	\$ 2,420	\$ 2,420
2015 Vehicle Lease	20,217	-	(9,964)	10,253	10,253
2016 Equipment Lease	45,953	-	(14,905)	31,048	16,505
Compensated Absences	<u>6,673</u>	<u>10,499</u>	<u>-</u>	<u>17,172</u>	<u>-</u>
Total Long-Term Debt	<u>\$ 79,892</u>	<u>\$ 10,499</u>	<u>\$ (29,498)</u>	<u>\$ 60,893</u>	<u>\$ 29,178</u>

In 2015, the Town entered into a lease/purchase agreement for a copier. The copier lease requires 60 monthly payments of \$410 consisting of both principal and interest at an effective rate of 6%. Payments are due through June 2020. The copier value of \$21,338 was capitalized and debt is serviced through the General Fund. The copier has been fully depreciated as of December 31, 2019.

Scheduled future payments on the capital lease are as follows:

<b>Year Ended December 31,</b>	<b>Payment</b>
2020	\$ <u>2,463</u>
Total	2,463
Less: Interest 6%	<u>(43)</u>
PV of Future Lease Payments	<u>\$ 2,420</u>

In 2015, the Town entered into a lease/purchase agreement for a vehicle. The lease requires 5 annual payments of \$10,550 consisting of both principal and interest at an effective rate of 2.9%. Equipment with a value of \$48,596 was capitalized and debt is serviced through the General Fund. The vehicle has a remaining value of \$13,885.

Scheduled future payments on the capital lease are as follows:

<b>Year Ended December 31,</b>	<b>Payment</b>
2020	\$ <u>10,550</u>
Total	10,550
Less: Interest 2.8%	<u>(297)</u>
PV of Future Lease Payments	<u>\$ 10,253</u>

**Town of Wiggins, Colorado**  
Notes to Financial Statements  
December 31, 2019

**Note 4: Long Term Debt (Continued)**

**Governmental Activities** (Continued)

In 2016, the Town entered into a lease/purchase agreement for various public works equipment. The lease requires 5 annual payments of \$16,166 consisting of both principal and interest at an effective rate of 2.74%. Equipment with a cost of \$54,921 was capitalized as part of this lease. The remaining equipment acquired did not meet the Town's capitalization threshold. Debt is serviced through the General Fund. The vehicle has a remaining useful value of \$33,726.

Scheduled future payments on the capital lease are as follows:

<u>Year Ended December 31,</u>	<u>Payment</u>
2020	16,166
2021	16,166
Total	32,332
Less: Interest 2.74%	(1,284)
 PV of Future Lease Payments	 \$ 31,048

**Business Type Activities**

Changes in business-type activity long-term debt are as follows:

<b>Business-Type Activities</b>	<b>Balance 12/31/18</b>	<b>Additions</b>	<b>Deletions</b>	<b>Balance 12/31/19</b>	<b>Due Within One Year</b>
Capital Lease Payable - Water	\$ 319,799	\$ -	\$ (26,467)	\$ 293,332	\$ 21,508
2017 BOTW Loan - Water & Sewer	2,850,000	-	-	2,850,000	2,850,000
2017 CWCB Note Payable - Water	2,408,850	-	-	2,408,850	-
2016 Note Payable - HPNB - Water	81,332	-	(81,332)	-	-
2013 USDA Water Loan	501,238	-	(9,848)	491,390	10,057
2011 USDA Water Loan	2,908,205	-	(60,010)	2,848,195	61,398
Compensated Absences	5,809	550		6,359	1,272
Total Long-Term Debt	\$ 9,075,233	\$ 550	\$ (177,657)	\$ 8,898,126	\$ 2,944,235

**Water Fund** - In 2009, the Town entered into a \$500,000 water rights lease/purchase agreement with a private party. The agreement requires annual payments of \$42,125 for a period of twenty years. The Town is making these payments monthly, creating slight timing differences for the amortization. As of December 31, 2019, the Town has made payments covering the January 2020, lease payments.

**Town of Wiggins, Colorado**  
Notes to Financial Statements  
December 31, 2019

**Note 4: Long-Term Debt** (Continued)

**Business Type Activities** (Continued)

The lease bears interest at 5.75% per annum. Scheduled lease payments are as follows:

<u>Year Ended December 31,</u>	<u>Payment</u>
2020	\$ 38,610
2021	42,120
2022	42,120
2023	42,120
2024	42,120
2025-2029	<u>168,481</u>
Total	375,571
Less: Interest at 5.75%	<u>(82,239)</u>
Present Value of Future Lease Payments	<u>\$ 293,332</u>

In 2011, the Town received a \$3,327,000 USDA Rural Utilities loan and a \$2,252,000 USDA Rural Utilities Grant to help fund a \$5,700,000 project to improve the Town's water system, with the remaining \$121,000 to be provided by the Town. The loan requires semi-annual payments of \$63,313 beginning in May of 2012, through November of 2051, with interest at an effective rate of approximately 2.25%. The loan contains a net revenue pledge of all Water Fund revenues towards repayment.

The Town must maintain an operations and maintenance reserve of \$12,662 annually beginning in 2012, with a maximum of \$126,626. The Town has funded these reserves through restrictions of its cash balances in the Water Fund (Note 2), in the amount of \$100,980 as of December 31, 2019. An additional reserve is required for short lived assets in the amount of \$1,952 annually, this reserve has also been funded as described above in the amount of \$13,664. The 2011, USDA Rural Utilities loan matures as follows:

<u>Year Ended December 31,</u>	<u>Principal</u>	<u>Interest</u>	<u>Total</u>
2020	\$ 61,398	\$ 65,228	\$ 126,626
2021	62,819	63,807	126,626
2022	64,272	62,354	126,626
2023	65,759	60,867	126,626
2024	67,280	59,346	126,626
2025-2029	360,477	272,653	633,130
2030-2034	404,144	228,986	633,130
2035-2039	453,101	180,029	633,130
2040-2044	507,988	125,142	633,130
2045-2049	569,525	63,605	633,130
2050-2051	<u>231,432</u>	<u>9,620</u>	<u>241,052</u>
Total	<u>\$ 2,848,195</u>	<u>\$ 1,191,637</u>	<u>\$ 4,039,832</u>

**Town of Wiggins, Colorado**  
Notes to Financial Statements  
December 31, 2019

**Note 4: Long-Term Debt** (Continued)

**Business Type Activities** (Continued)

In 2013, the Town received an additional \$549,000 USDA Rural Utilities loan and an additional \$153,853 USDA Rural Utilities Grant to help fund cost overruns on the water project. The loan requires semi-annual payments of \$10,223 beginning in February 2014, through August 2053, with interest at an effective rate of approximately 2.13%. This debt is considered parity debt with the 2011 USDA loan. The loan contains a net revenue pledge of all Water Fund revenues towards repayment.

The Town must maintain an operations and maintenance reserve of \$2,045 annually beginning in 2014, with a maximum of \$20,446. The Town has funded this reserve through restrictions of its cash balances in the Water Fund (Note 2), in the amount of \$154,146 as of December 31, 2019.

The 2013, USDA Rural Utilities loan matures as follows:

<u>Year Ended December 31,</u>	<u>Principal</u>	<u>Interest</u>	<u>Total</u>
2020	\$ 10,020	\$ 10,426	\$ 20,446
2021	10,234	10,212	20,446
2022	10,453	9,993	20,446
2023	10,676	9,770	20,446
2024	10,904	9,542	20,446
2025-2029	58,115	44,115	102,230
2030-2034	64,593	37,637	102,230
2035-2039	71,794	30,436	102,230
2040-2044	79,798	22,432	102,230
2045-2049	88,693	13,537	102,230
2050-2053	76,110	5,674	81,784
Total	<u>\$ 491,390</u>	<u>\$ 203,774</u>	<u>\$ 695,164</u>

In 2016, the Town entered into a bank promissory note for the purchase of land in the amount of \$81,332. The loan terms were modified in 2018, to require one payment upon maturity on September 30, 2019. The loan was paid in full during 2019.

In 2017, the Town entered into a \$2,408,850 Colorado Water Conservation Board loan to purchase the property and create the Wiggins Recharge Facility at Glassey Farms. The agreement requires annual payments of \$113,560 for a period of thirty years. The loan bears interest at 2.40% per annum. The loan contains a net revenue pledge of all Water Fund revenues towards repayment.

During 2019, the Town received an extension for 3 years for the repayment to begin. All other terms remain as originally agreed.

**Town of Wiggins, Colorado**  
Notes to Financial Statements  
December 31, 2019

**Note 4: Long-Term Debt (Continued)**

**Business Type Activities** (Continued)

The Scheduled loan payments are as follows:

<u>Year Ended December 31,</u>	<u>Principal</u>	<u>Interest</u>	<u>Total</u>
2020	\$ -	\$ -	\$ -
2021	-	-	-
2022	55,748	57,812	113,560
2023	57,086	56,474	113,560
2024	58,456	55,104	113,560
2025-2029	314,008	253,792	567,800
2030-2034	353,542	214,259	567,801
2035-2039	398,053	169,748	567,801
2040-2044	448,168	119,633	567,801
2045-2049	504,592	63,209	567,801
2050-2051	219,197	7,922	227,119
Total	<u>\$ 2,408,850</u>	<u>\$ 997,953</u>	<u>\$ 3,406,803</u>

*Water and Sewer Funds* - In 2017, the Town entered into a \$2,850,000 variable rate bank loan to purchase land and certain water rights related to the property. This loan is split between the Water Fund (63.23%) and Sewer Fund (36.77%) based on the estimated value of the underlying assets acquired. The agreement requires quarterly interest payments on the first day of January, April, August, and December. The interest payments will vary based on the LIBOR rate plus 3.50% on the first Business Day of each calendar month. The interest rate was 4.50% at the closing of the loan. Under no circumstances will the interest rate on the loan be less than 4% or more than 8%. The loan requires one principal payment upon maturity on December 31, 2019. Pursuant to the loan agreement, this debt is considered subordinate debt to the 2011 USDA, 2013 USDA, and 2017 Colorado Water Conservation Board loans. Net Water Fund revenues are pledged, on a subordinate basis, to the repayment of the loan, while the loan is considered a first lien on the net Sewer Fund revenue.

Loan proceeds activity during 2018, consisted of the following:

	<u>Water Fund</u>	<u>Sewer Fund</u>	<u>Total</u>
Remaining proceeds	\$ 1,393	\$ 12,186	\$ 13,579
Internal Transfer	119,973	94,594	214,567
Loan Interest Payment	<u>(106,375)</u>	<u>(61,860)</u>	<u>(168,235)</u>
Remaining proceeds (Restricted)	<u>\$ 14,991</u>	<u>\$ 44,920</u>	<u>\$ 59,911</u>

# Town of Wiggins, Colorado

## Notes to Financial Statements

December 31, 2019

### Note 4: Long-Term Debt (Continued)

#### Business Type Activities (Continued)

Scheduled loan payments are as follows:

<u>Year Ended December 31,</u>	<u>Water Principal</u>	<u>Water Interest</u>	<u>Sewer Principal</u>	<u>Sewer Interest</u>	<u>Total</u>
	\$ <u>1,802,055</u>	\$ <u>106,375</u>	\$ <u>1,047,945</u>	\$ <u>61,860</u>	\$ <u>3,018,235</u>

### Note 5: Defined Benefit Pension Plan

#### General Information

*Plan Description* - The Town contributes to the Statewide Defined Benefit Plan, a cost-sharing multiple-employer defined benefit pension plan administered by the Fire & Police Pension Association of Colorado (FPPA). The Plan covers all full-time police officers. Title 31, Article 31 of the Colorado Revised Statutes (CRS) grants the authority to establish and amend benefit terms to the FPPA Board of Directors. FPPA issues a publicly available financial report that includes information on the plan. That report may be obtained at [www.fppaco.org](http://www.fppaco.org).

*Benefits Provided* - A plan member is eligible for a normal retirement pension once the member has completed twenty-five years of credited service and has attained the age of 55. The annual normal retirement benefit is 2% of the average of the member's highest three years' base salary for each year of credited service up to ten years, plus 2.5% for each year of service thereafter. Benefits paid to retirees are evaluated and may be re-determined every October 1. The amount of any increase is based on the FPPA Board of Director's discretion and can range from zero to the higher of 3% or the Consumer Price Index.

A member is eligible for an early retirement at age 50 or after 30 years of service. The early retirement benefit equals the normal retirement benefit reduced on an actuarially equivalent basis. Upon termination, an employee may elect to have member contributions, along with 5% interest, returned as a lump sum distribution. Alternatively, a member with at least five years of accredited service may leave contributions with the plan and remain eligible for a retirement pension at age 55 equal to 2% of the member's average highest three years' base salary for each year of credited service up to ten years, plus 2.5% for each year of service thereafter.

Plan members may elect to participate in the deferred retirement option plan (DROP) after reaching eligibility for normal retirement, early retirement, or vested retirement, and age 55. A member can continue to work while participating in the DROP, but must terminate employment within five years of entry into the DROP. The member's percentage of retirement benefits is determined at the time of entry into the DROP. The monthly payments that begin at entry into the DROP are accumulated in a DROP account until the member terminates service, at which time the DROP accumulated benefits can be paid as periodic installments, a lump sum, or if desired, a member may elect to convert the DROP to a lifetime monthly benefit with survivor benefits. While participating in the DROP, the member continues to make pension contributions that are credited to the DROP. Each member shall self-direct the investments in their DROP account, which are held by a custodian and not included in the plan's net position.

# Town of Wiggins, Colorado

## Notes to Financial Statements

December 31, 2019

### **Note 5: Defined Benefit Pension Plan (Continued)**

#### **General Information** (Continued)

*Contributions* - The Town and eligible employees are required to contribute to the plan at rates established by State statutes. Employer contribution rates can only be amended by the State Legislature. Employee contribution rates can be amended by the State Legislature or by election of the membership.

Members of the SWDB plan and their employers are contributing at the rate of 8 percent of base salary for a total contribution rate of 16 percent through 2014. In 2014, the members elected to increase the member contribution rate to the SWDB plan beginning in 2015. Member contribution rates will increase 0.5 percent annually through 2022, to a total of 12 percent of base salary. Employer contributions will remain at 8 percent resulting in a combined contribution rate of 20 percent in 2022.

Contributions from members and employers of departments re-entering the system are established by resolution and approved by the FPPA Board of Directors. The re-entry group has a combined contribution rate of 20 percent of base salary through 2014. It is a local decision as to whether the member or employer pays the additional 4 percent contribution. Per the 2014, member election, the re-entry group will also have their required member contribution rate increase 0.5 percent annually beginning in 2015, through 2022, for a total combined member and employer contribution rate of 24 percent in 2022. The Town is not a re-entering employer.

The contribution rate for members and employers of affiliated social security employers is 4 percent of base salary for a total contribution rate of 8 percent through 2014. Per the 2014, member election, members of the affiliate social security group will have their required contribution rate increase 0.25 percent annually beginning in 2015, through 2022, to a total of 6 percent of base salary. Employer contributions will remain at 4 percent resulting in a combined contribution rate of 10 percent in 2022. The Town is not a social security employer.

Employer contributions are recognized by FPPA in the period in which the compensation becomes payable to the member and the Town is statutorily committed to pay the contributions to FPPA. Employer contributions recognized by the FPPA from the Town were \$9,695 for the plan year ended December 31, 2018. The current year contributions will be expensed in 2018, for FPPA purposes and are a timing difference at year end.

#### **Pension Liabilities, Pension Expense, and Deferred Outflows of Resources and Deferred Inflows of Resources Related to Pensions**

At December 31, 2019, the Town reported a net pension liability of \$22,408 representing its proportionate share of the net pension asset of the plan. The net pension asset was measured at December 31, 2018, and the total pension asset used to calculate the net pension asset was determined by an actuarial valuation as of January 1, 2019. The Town's proportion of the net pension asset was based on the Town's contributions to the plan for the calendar year ended December 31, 2018, relative to the projected contributions of all participating employers. At December 31, 2018, the Town's proportion was 0.01772392%.

**Town of Wiggins, Colorado**  
Notes to Financial Statements  
December 31, 2019

**Note 5: Defined Benefit Pension Plan (Continued)**

**Pension Liabilities, Pension Expense, and Deferred Outflows of Resources and Deferred Inflows of Resources Related to Pensions** (Continued)

For the year ended December 31, 2019, the Town recognized pension expense of \$14,061. At December 31, 2019, the Town reported deferred outflows of resources and deferred inflows of resources related to pension from the following sources:

	<b>Deferred Outflows of Resources</b>	<b>Deferred Inflows of Resources</b>
Differences between expected and actual experience	\$ 25,108	\$ 196
Changes of assumptions and other inputs	5,618	-
Net difference between projected and actual		
Earnings on plan investments	807	-
Changes in proportion	377	793
Contributions subsequent to the measurement date	9,998	-
Total	\$ 41,908	\$ 989

The amount of \$9,695 reported as deferred outflows of resources related to pensions, resulting from contributions subsequent to the measurement date, will be recognized as an adjustment of the net pension asset in the year ended December 31, 2018.

Other amounts reported as deferred outflows of resources and deferred inflows of resources related to pensions will be recognized in pension expense as follows:

<b><u>Year Ended December 31,</u></b>			
2019		\$	7,326
2020			5,962
2021			5,962
2022			(688)
2023			4,538
Thereafter			7,821
Total		\$	30,921

# Town of Wiggins, Colorado

## Notes to Financial Statements

December 31, 2019

### Note 5: Defined Benefit Pension Plan (Continued)

#### **Pension Liabilities, Pension Expense, and Deferred Outflows of Resources and Deferred Inflows of Resources Related to Pensions** (Continued)

Actuarial assumptions. The total pension liability in the January 1, 2018, actuarial valuation was determined using the following actuarial assumptions and other inputs:

Investment rate of return, compounded annually, net of plan	
Investment expenses, including inflation	7.00%
Inflation	2.50%
Projected salary increases	4.25% - 11.25%
Cost of living adjustment (COLA)	0.00%

Mortality rates were based on the RP-2014 Combined Mortality Table with Blue Collar Adjustment, projected with Scale BB, 55 percent multiplier for off-duty mortality is used in the valuation for off-duty mortality of active members. On-duty related mortality is assumed to be 0.00020 per year for all members. The RP-2014 Combined Mortality Table with Blue Collar Adjustment, projected with Scale BB is used in the projection of post-retirement benefits.

The actuarial assumptions used in the January 1, 2018, valuation were based on the results of an actuarial experience study adopted by FPPA's Board in July 2011. The assumption changes were effective for actuarial valuations beginning January 1, 2012. The actuarial assumptions impacted actuarial factors for benefit purposes such as purchases of service credit and other benefits where actuarial factors are used.

The date the new actuarial assumptions were effective for benefit purposes was October 1, 2012.

Effective with the January 1, 2013, valuations, the Board adopted a five-year smoothing methodology in the determination of the actuarial value of assets. Beginning in the January 1, 2014, valuations the married assumption for active members was increased from 80% to 85% to reflect the passage of the Colorado Civil Union Act.

At least every five years the FPPA's Board of Directors, in accordance with best practices, reviews its economic and demographic actuarial assumptions. At its July 2015, meeting, the Board of Directors reviewed and approved recommended changes to the actuarial assumptions. The recommendations were made by the FPPA's actuaries, Gabriel, Roeder, Smith & Co., based upon their analysis of past experience and expectations of the future. The assumption changes were effective for actuarial valuations beginning January 1, 2017 and were used in the roll forward calculation of total pension liability as of December 31, 2016. Actuarial assumptions effective for actuarial valuations prior to January 1, 2017, were used in the determination of the actuarially determined contributions as of December 31, 2017. The actuarial assumptions impact actuarial factors for benefit purposes such as purchases of service credit and other benefits where actuarial factors are used.

# Town of Wiggins, Colorado

## Notes to Financial Statements

December 31, 2019

### Note 5: Defined Benefit Pension Plan (Continued)

#### Pension Liabilities, Pension Expense, and Deferred Outflows of Resources and Deferred Inflows of Resources Related to Pensions (Continued)

The long-term expected rate of return on pension plan investments was determined using a building-block method in which best-estimate ranges of expected future real rates of return (expected returns, net of pension plan investment expense and inflation) are developed for each major asset class. These ranges are combined to produce the long-term expected rate of return by weighing the expected future real rates of return by the target asset allocation percentage and by adding expected inflation. Best estimates of arithmetic real rates of return for each major asset class included in the Fund's target asset allocation as of December 31, 2018, are summarized in the following table:

<u>Asset Class</u>	<u>Target Allocation</u>	<u>Long-Term Expected Rate of Return</u>
Global Equity	37.00%	8.03%
Equity Long/Short	9.00%	6.45%
Illiquid Alternatives	24.00%	10.00%
Fixed Income	15.00%	2.90%
Absolute Return	9.00%	5.08%
Managed Futures	4.00%	5.35%
Cash	2.00%	2.52%
Total	<u>100.00%</u>	

The discount rate used to measure the total pension liability was 7.5 percent. The projection of cash flows used to determine the discount rate assumed that contributions from participating employers will be made based on the actuarially determined rates based on the Board's funding policy, which establishes the contractually required rates under Colorado statutes. Based on those assumptions, the SWDB plan fiduciary net position was projected to be available to make all the projected future benefit payments of current plan members. Therefore, the long-term expected rate of return on pension plan investments was applied to all periods of projected benefit payments to determine the total pension liability.

*Discount rate* - Projected benefit payments are required to be discounted to their actuarial present values using a Single Discount Rate that reflects (1) a long-term expected rate of return on pension plan investments (to the extent that the plan's fiduciary net position is projected to be sufficient to pay benefits) and (2) tax-exempt municipal bond rate based on an index of 20-year general obligation bonds with an average AA credit rating as of the measurement date (to the extent that the plan's projected fiduciary net position is not sufficient to pay benefits).

For the purpose of this valuation, the expected rate of return on pension plan investments is 7.5%; the municipal bond rate is 3.31% (based on the weekly rate closest to but not later than the measurement date of the state & local bonds rate from Federal Reserve statistical release (H.15)); and the resulting Single Discount Rate is 7.5%.

# Town of Wiggins, Colorado

## Notes to Financial Statements

December 31, 2019

### Note 5: Defined Benefit Pension Plan (Continued)

#### **Pension Liabilities, Pension Expense, and Deferred Outflows of Resources and Deferred Inflows of Resources Related to Pensions** (Continued)

Sensitivity of the proportionate share of the net pension asset (liability) to changes in the discount rate. The following presents the plan's net pension liability, calculated using a Single Discount Rate of 7.5%, as well as what the plan's net pension liability would be if it were calculated using a Single Discount Rate that is one percent lower or one percent higher:

	<b>1% Decrease (6.5%)</b>	<b>Current Discount Rate (7.5%)</b>	<b>1% Increase (8.5%)</b>
Town's Proportionate share of the Net pension asset (Liability)	\$ (86,895)	\$ (22,408)	\$ 31,083

#### **Internal Revenue Code Section 457 Plan**

The Town has established the Internal Revenue Code Section 457 Plan for the benefit of employees. A 457 plan allows an employee to contribute pretax dollars towards retirement. Amounts contributed are fully vested. The Town has contributed, \$6,229, or 4% of employee payroll, in form of an employee match for the current fiscal year.

### Note 6: Fund Balance/Net Position Reserves/Restrictions

#### **TABOR Amendment**

On November 3, 1992, the voters of Colorado approved Amendment 1, commonly known as the TABOR Amendment, which adds a new Section 20 to Article X of the Colorado Constitution. TABOR contains tax, spending, revenue, and debt limitations which apply to the State of Colorado, all local governments, and special districts.

#### **Tax Spending and Debt Limitations**

The Town's financial activity for the year ended December 31, 2019, will provide the basis for calculation of future limitations adjusted for allowable increases tied to inflation and local growth. Subsequent to December 31, 1992, revenue in excess of the Town's spending limit must be refunded unless voters approve the retaining of such excess revenue. TABOR generally requires voter approval for any new tax, tax increases and new debt.

At a November 2, 1999, election, the electors of the Town authorized the Town to collect, retain and expend the full amount of the revenues from all sources during 1998, as well as the full amount of all revenues generated by all sources for each subsequent year. This election authorized the spending of such revenues in each year without limitation under Article X, Section 20 of the Colorado Constitution.

# Town of Wiggins, Colorado

## Notes to Financial Statements

December 31, 2019

### **Note 6: Fund Balance/Net Position Reserves/Restrictions (Continued)**

#### **Tax Spending and Debt Limitations** (Continued)

TABOR is extremely complex and subject to interpretation. Ultimate implementation may depend upon litigation and legislative guidance. The Town's management believes it is in compliance with the TABOR amendment.

The Article requires an emergency reserve be set aside for 2019, in the amount of 3% or more of its fiscal year spending. At December 31, 2019, the Town has reserved/restricted the following for emergencies:

General Fund	\$37,500
--------------	----------

#### **Other Restrictions**

The entire balance in the Sales Tax Capital Improvement and Conservation Trust Fund is restricted by voter approval and Colorado statutes, respectively. The Town has restricted \$255,126 in the Water Fund as required by outstanding USDA debt agreements further described in Note 4.

### **Note 7: Commitments and Contingencies**

#### **Commitments**

As of December 31, 2019, the Town's General Fund is holding a developer performance deposit of \$241,225. The Town's Sewer Fund is holding developer deposits totaling \$11,963.

The Town receives financial assistance from federal and state governmental agencies in the form of grants. The disbursement of funds received under these programs generally requires compliance with terms and conditions specified in the grant agreements and are subject to audit by the granter agencies. Any disallowed claims resulting from such audits could become a liability of the General Fund or other applicable funds. However, in the opinion of the Town, any such disallowed claims will not have a material effect on any of the financial statements of the individual fund types included herein or on the overall financial position of the Town at December 31, 2019.

### **Note 8: Risk Management**

The Town of Wiggins, Colorado carries insurance coverage for all foreseeable risks of loss. These include, but are not necessarily limited to, worker's compensation, property and liability, bond, and errors and omissions.

**Town of Wiggins, Colorado**  
Notes to Financial Statements  
December 31, 2019

**Note 8: Risk Management (Continued)**

The Town of Wiggins, Colorado carries worker's compensation coverage through Colorado Intergovernmental Risk Sharing Agency (CIRSA). Premiums are based on prior claims, as adjusted through various worker classifications. Risk of loss is transferred to CIRSA.

The Town carries property, liability, and bond coverage through commercial insurance carriers. The Town's risk of loss transfers to those carriers.

The Town has not materially changed its coverage from previous years. Based on the lack of previous loss occurrences, the Town has not recorded any liability for unpaid claims at December 31, 2019.

**Note 9: Rate Maintenance**

Both the 2011, and 2013, USDA water loan agreements, as well as the 2019, Bank of the West and Colorado Water Conservation Board loans require that Net Revenues shall represent a sum equal to either 100% or 120% of the amount necessary to pay when due the principal and interest on the loans coming due during the fiscal year, and to make up any deficiencies in the Reserve Account.

The Town believes that it is in compliance with the requirements as of December 31, 2019.

	Water Enterprise		Water and Sewer Enterprise 2017 Bank of the West Loan		
	2011 & 2013 USDA Loans	2017 CWCB Loan	Water Ent.	Sewer Ent.	Total
<b>Revenues</b>					
Operating Revenues	\$ 671,351	\$ 671,351	\$ 671,351	\$ 189,191	\$ 860,542
Other revenue	-	-	-	-	-
Capital Contributions	1,045,500	1,045,500	1,045,500	504,000	1,549,500
Less: Capital Related Grants	-	-	-	-	-
Total Revenue	<u>1,716,851</u>	<u>1,716,851</u>	<u>1,716,851</u>	<u>693,191</u>	<u>2,410,042</u>
<b>Expenses</b>					
Operations and maintenance expense	794,418	794,418	794,418	332,595	1,127,013
Less: Depreciation	(153,430)	(153,430)	(153,430)	(50,282)	(203,712)
Net Expenses	<u>640,988</u>	<u>640,988</u>	<u>640,988</u>	<u>282,313</u>	<u>923,301</u>
Net Revenues	<u>\$ 1,075,863</u>	<u>\$ 1,075,863</u>	<u>\$ 1,075,863</u>	<u>\$ 410,878</u>	<u>\$ 1,486,741</u>
<b>Debt Services Requirements (Parity and Senior Debt Service)</b>					
2011 USDA Water Loan	\$ 126,626	\$ -	\$ 126,626	\$ -	\$ 126,626
2013 USDA Water Loan	20,446	-	20,446	-	20,446
2017 Bank of the West Loan	-	-	-	-	-
2017 CWCB Loan	-	-	-	-	-
	<u>147,072</u>	<u>-</u>	<u>147,072</u>	<u>-</u>	<u>147,072</u>
Required Coverage	120%	100%	120%	120%	120%
Debt Service Coverage Amount	<u>176,486</u>	<u>-</u>	<u>176,486</u>	<u>-</u>	<u>176,486</u>
Net Revenue Excess (Shortfall)	<u>\$ 899,377</u>	<u>\$ 1,075,863</u>	<u>\$ 899,377</u>	<u>\$ 410,878</u>	<u>\$ 1,310,255</u>

# **Town of Wiggins, Colorado**

Notes to Financial Statements

December 31, 2019

## **Note 10: Subsequent Event**

Subsequent to year-end, the United States of America and the State of Colorado have declared an emergency associated with the Coronavirus pandemic. The Town has been economically impacted by the event, however the full economic effect has yet to be determined.

## **Required Supplementary Information**

**Town of Wiggins, Colorado**  
 Required Supplementary Information  
 Schedule of Proportionate Share of the Net Pension Asset (Liability) and Contributions  
 FPPA Statewide Defined Benefit Plan  
 For the Year Ended December 31, 2019

	<u>12/31/19</u>	<u>12/31/18</u>	<u>12/31/17</u>	<u>12/31/16</u>	<u>12/31/15</u>	<u>12/31/14</u>
<b>Proportionate Share of the Net Pension Asset (Liability)</b>						
Town's Proportion of the Net Pension Asset (Liability)	0.017723920%	0.011689000%	0.012342000%	0.015007000%	0.013478000%	0.015751000%
Town's Proportionate Share of the Net Pension Asset (Liability)	\$ (22,408)	\$ 22,984	\$ (4,460)	\$ 265	\$ 15,211	\$ 14,084
Town's Covered Payroll	\$ 127,996	\$ 121,188	\$ 63,163	\$ 72,750	\$ 60,613	\$ 68,413
Town's Proportionate Share of the Net Pension Asset (Liability) as a Percentage of Covered Payroll	-17.5%	19.0%	7.1%	0.4%	25.1%	20.6%
Plan Fiduciary Net Position as a Percentage of the Total Pension Liability	95.2%	106.3%	98.2%	100.1%	106.8%	105.8%
	<u>12/31/19</u>	<u>12/31/18</u>	<u>12/31/17</u>	<u>12/31/16</u>	<u>12/31/15</u>	<u>12/31/14</u>
<b>Town Contributions</b>						
Statutorily Required Contribution	\$ 9,998	\$ 9,498	\$ 5,053	\$ 5,820	\$ 4,849	\$ 5,473
Contributions in Relation to the Statutorily Required Contribution	<u>(9,998)</u>	<u>(9,498)</u>	<u>(5,053)</u>	<u>(5,820)</u>	<u>(4,849)</u>	<u>(5,473)</u>
Contribution Deficiency (Excess)	<u>\$ -</u>	<u>\$ -</u>	<u>\$ -</u>	<u>\$ -</u>	<u>\$ -</u>	<u>\$ -</u>
Town's Covered Payroll	\$ 127,996	\$ 121,188	\$ 63,163	\$ 72,750	\$ 60,613	\$ 68,413
Contributions as a Percentage of Covered Payroll	7.81%	7.84%	8.00%	8.00%	8.00%	8.00%

This schedule is presented to show information for 10 years. Until information for the full 10-year period is available, information will be presented for the years it is available

**Town of Wiggins, Colorado**  
**Budgetary Comparison Schedule**  
**General Fund**  
**For the Year Ended December 31, 2019**

	Original & Final Budget	Actual	Variance <i>Positive</i> <i>(Negative)</i>
<b>Revenues</b>			
Taxes			
Property Taxes	\$ 247,362	\$ 256,281	\$ 8,919
Specific Ownership Taxes	19,000	25,535	6,535
Sales and Use Taxes	210,000	338,805	128,805
Franchise Taxes	16,500	19,280	2,780
Other Taxes	1,300	2,418	1,118
Total Tax Revenue	<u>494,162</u>	<u>642,319</u>	<u>148,157</u>
Intergovernmental Revenues			
Cigarette Taxes	1,100	1,531	431
Highway Users	39,000	52,324	13,324
Road and Bridge	24,000	29,514	5,514
Clerk/Motor Vehicle Fees	5,000	6,537	1,537
Severance Tax	18,000	33,082	15,082
Total Intergovernmental Revenue	<u>87,100</u>	<u>122,988</u>	<u>35,888</u>
Licenses and Permits			
Liquor Licenses	200	502	302
Building Permits	136,200	196,500	60,300
Animal Licenses	400	420	20
Business Licenses	500	535	35
Other Licenses	60	120	60
Total Licenses and Permits	<u>137,360</u>	<u>198,077</u>	<u>60,717</u>
Fines and Forfeits	<u>7,500</u>	<u>11,746</u>	<u>4,246</u>
Charges for Services			
Recreation/Comm Centre Charges	15,000	10,752	(4,248)
Rents	8,400	3,225	(5,175)
Other charges for services	400	13,748	13,348
Total Charges for Services	<u>23,800</u>	<u>27,725</u>	<u>3,925</u>
Investment Earnings	<u>-</u>	<u>1,115</u>	<u>1,115</u>
Other Revenues			
Reimbursement and Refunds	15,000	29,509	14,509
Donations	10,000	3,095	(6,905)
Sale of Capital Assets	30,000	-	(30,000)
Other Miscellaneous Revenue	2,100	39,451	37,351
Total Other Revenue	<u>57,100</u>	<u>72,055</u>	<u>14,955</u>
<b>Total Revenues</b>	<u>\$ 807,022</u>	<u>\$ 1,076,025</u>	<u>\$ 269,003</u>

(Continued)

**Town of Wiggins, Colorado**  
**Budgetary Comparison Schedule**  
**General Fund**  
**For the Year Ended December 31, 2019**  
*(Continued)*

	Original & Final Budget	Actual	Variance Positive (Negative)
<b>Expenditures</b>			
General Government			
Personnel Services	\$ 125,768	\$ 116,466	\$ 9,302
Fuel and Automotive	4,800	4,800	-
Insurance	12,830	19,661	(6,831)
Professional Fees	68,900	77,131	(8,231)
Repairs and Maintenance	3,500	1,021	2,479
Supplies	9,750	17,877	(8,127)
Telephone and Utilities	5,300	3,725	1,575
Travel and Training	13,500	4,571	8,929
Other Expenses	4,600	4,557	43
Total General Government	<u>248,948</u>	<u>249,809</u>	<u>(861)</u>
Community Programs & Development			
Other Expenses	58,200	32,450	25,750
Public Safety			
Personnel Services	187,406	173,596	13,810
Fuel and Automotive	13,300	8,716	4,584
Insurance	11,226	14,024	(2,798)
Professional Fees	6,000	3,771	2,229
Supplies	7,250	5,157	2,093
Telephone and Utilities	2,600	3,011	(411)
Travel and Training	3,800	2,017	1,783
Other Expenses	3,900	1,233	2,667
Total Public Safety	<u>235,482</u>	<u>211,525</u>	<u>23,957</u>
Public Works			
Personnel Services	111,752	92,487	19,265
Equipment Rentals		-	-
Fuel and Automotive	6,000	5,166	834
Insurance	8,900	9,944	(1,044)
Repairs and Maintenance	80,900	39,235	41,665
Supplies	4,500	-	4,500
Telephone and Utilities	12,800	13,474	(674)
Travel and Training	2,500	2,019	481
Other Expenses	500	429	71
Total Public Works	<u>227,852</u>	<u>162,754</u>	<u>65,098</u>
Parks, Recreation and Other			
Personnel Services	7,789	10,133	(2,344)
Contract Labor	3,000	715	2,285
Repairs and Maintenance	83,200	7,519	75,681
Supplies	2,200	3,534	(1,334)
Telephone and Utilities	8,000	9,206	(1,206)
Other Expenses	15,600	9,479	6,121
Total Parks, Recreation and Other	<u>119,789</u>	<u>40,586</u>	<u>79,203</u>

(Continued)

**Town of Wiggins, Colorado**  
 Budgetary Comparison Schedule  
 General Fund  
 For the Year Ended December 31, 2019  
 (Continued)

	Original & Final Budget	Actual	Variance <i>Positive</i> <i>(Negative)</i>
Capital Outlay			
Public Safety Capital Outlay	\$ 20,500	\$ -	\$ 20,500
Public Works Capital Outlay	6,500	5,566	934
Parks, Recreation, Other Capital Outlay	-	49,342	(49,342)
Total Capital Outlay	27,000	54,908	(27,908)
Debt Service			
Principal	30,767	32,354	(1,587)
<b>Total Expenditures</b>	<b>\$ 948,038</b>	<b>\$ 784,386</b>	<b>\$ 163,652</b>
<b>Excess of Revenues Over</b>			
(Under) Expenditures	(141,016)	291,639	432,655
<b>Net Change in Fund Balance</b>	<b>\$ (141,016)</b>	<b>291,639</b>	<b>\$ 432,655</b>
<b>Fund Balance, Beginning of year</b>	141,038	106,900	
<b>Fund Balance, End of year</b>	<b>\$ 22</b>	<b>\$ 398,539</b>	

## **Supplementary Information**

**Town of Wiggins, Colorado**  
 Budgetary Comparison Schedule  
 Sales Tax Capital Improvement Fund  
 For the Year Ended December 31, 2019

	<u>Original and Final Budget</u>	<u>Actual</u>	<u>Variance Positive (Negative)</u>
<b>Revenues</b>			
Taxes			
Sales and Use Taxes	\$ 225,000	\$ 174,885	\$ (50,115)
Investment earnings	<u>-</u>	<u>21</u>	<u>21</u>
Total Revenue	<u>225,000</u>	<u>174,906</u>	<u>(50,094)</u>
<b>Expenditures</b>			
Capital Outlay			
Public Works Capital Outlay	<u>225,000</u>	<u>183,395</u>	<u>41,605</u>
Total Expenditures	<u>225,000</u>	<u>183,395</u>	<u>41,605</u>
<b>Net Change in Fund Balance</b>	<u>\$ -</u>	<u>(8,489)</u>	<u>\$ (8,489)</u>
<b>Fund Balance, Beginning of year</b>		<u>163,484</u>	
<b>Fund Balance, End of year</b>		<u>\$ 154,995</u>	

**Town of Wiggins, Colorado**  
 Budgetary Comparison Schedule  
 Conservation Trust Fund  
 For the Year Ended December 31, 2019

	Original and Final Budget	Actual	Variance <i>Positive</i> <i>(Negative)</i>
<b>Revenues</b>			
Intergovernmental Revenues			
Conservation Trust Fund Revenue	\$ 9,800	\$ 10,070	\$ 270
Investment earnings	<u>-</u>	<u>38</u>	<u>38</u>
Total Revenue	<u>9,800</u>	<u>10,108</u>	<u>308</u>
<b>Expenditures</b>			
Parks, Recreation and Other			
Personnel Services	8,450	-	8,450
Repairs and Maintenance	<u>1,350</u>	<u>-</u>	<u>1,350</u>
Total Expenditures	<u>9,800</u>	<u>-</u>	<u>9,800</u>
<b>Net Change in Fund Balance</b>	<u>\$ -</u>	10,108	<u>\$ 10,108</u>
<b>Fund Balance, Beginning of year</b>		<u>36,968</u>	
<b>Fund Balance, End of year</b>		<u>\$ 47,076</u>	

**Town of Wiggins, Colorado**  
**Budgetary Comparison Schedule**  
**Water Fund**  
**For the Year Ended December 31, 2019**

	Original and Final Budget	Actual	Variance <i>Positive</i> <i>(Negative)</i>
<b>Revenues</b>			
Utility Charges	\$ 632,000	\$ 632,064	\$ 64
Other Charges for Services	23,500	39,287	15,787
Total Revenue	655,500	671,351	15,851
<b>Expenditures</b>			
Personnel Services	171,528	139,512	32,016
Commodity Charges	60,000	60,000	-
Administrative/Office Expenses	5,500	3,706	1,794
Insurance	12,230	5,353	6,877
Operating Supplies	10,000	6,826	3,174
Professional Fees	244,500	262,326	(17,826)
Repairs and Maintenance	43,000	65,747	(22,747)
Travel and Training	6,500	2,272	4,228
Treatment	30,000	24,505	5,495
Telephone and Utilities	55,000	64,073	(9,073)
Other Operating Expenses	2,500	6,668	(4,168)
Enterprise Capital Outlay	8,205,500	255,568	7,949,932
Total Expenditures	8,846,258	896,556	7,949,702
<b>Excess of Revenues Over (Under) Expenditures</b>	(8,190,758)	(225,205)	7,965,553
<b>Non-Operating Revenues (Expenses)</b>			
Investment Earnings	-	639	639
Debt Proceeds	8,000,000	-	(8,000,000)
Debt Service	(333,162)	(409,988)	(76,826)
Total Other Financing Resources	\$ 7,666,838	\$ (409,349)	\$ (8,076,187)
Net Gain/(Loss) Before Capital Contributions	(523,920)	(634,554)	(110,634)
<b>Capital Contributions</b>			
Plant Investment Fees	552,000	1,045,500	493,500
Total Capital Contributions	552,000	1,045,500	493,500
<b>Net Change in Fund Balance</b>	\$ 28,080	410,946	\$ 382,866
<b>Budget to GAAP Reconciliation</b>			
Principal Paid		177,657	
Depreciation Expense		(153,430)	
Capital Outlay		255,568	
<b>Change in Net Position - GAAP Basis</b>		690,741	
<b>Net Position, Beginning of year</b>		5,483,667	
<b>Net Position, End of year</b>		\$ 6,174,408	

See the accompanying Independent Auditors' Report.

**Town of Wiggins, Colorado**  
**Budgetary Comparison Schedule**  
**Sewer Fund**  
For the Year Ended December 31, 2019

	Original and Final Budget	Actual	Variance <i>Positive</i> <i>(Negative)</i>
<b>Revenues</b>			
Utility Charges	\$ 230,000	\$ 189,119	\$ (40,881)
Other Charges for Services	-	72	72
Total Revenue	230,000	189,191	(40,809)
<b>Expenditures</b>			
Personnel Services	184,388	151,787	32,601
Administrative/Office Expenses	8,000	3,512	4,488
Insurance	11,730	5,353	6,377
Operating Supplies	18,200	25,843	(7,643)
Professional Fees	23,900	40,445	(16,545)
Repairs and Maintenance	64,500	12,462	52,038
Travel and Training	6,500	2,067	4,433
Treatment	12,000	16,577	(4,577)
Telephone and Utilities	25,000	24,267	733
Other Operating Expenses	3,000	-	3,000
Enterprise Capital Outlay	110,000	5,568	104,432
Total Expenditures	467,218	287,881	179,337
<b>Excess of Revenues Over (Under) Expenditures</b>	(237,218)	(98,690)	138,528
<b>Non-Operating Revenues (Expenses)</b>			
Investment Earnings	-	272	272
Interest Expense	(33,500)	(61,176)	27,676
Total Other Financing Resources	\$ (33,500)	\$ (60,904)	\$ 27,404
Net Loss Before Capital Contributions	(270,718)	(159,594)	111,124
<b>Capital Contributions</b>			
Tap Fees	288,000	504,000	216,000
Total Capital Contributions	288,000	504,000	216,000
<b>Net Change in Fund Balance</b>	\$ 17,282	344,406	\$ 327,124
<b>Budget to GAAP Reconciliation</b>			
Depreciation Expense		(50,282)	
Capital Outlay		5,568	
<b>Change in Net Position - GAAP Basis</b>		299,692	
<b>Net Position, Beginning of year</b>		2,019,515	
<b>Net Position, End of year</b>		\$ 2,319,207	

See the accompanying Independent Auditors' Report.

## **Compliance Section**

## **State Compliance**

The public report burden for this information collection is estimated to average 380 hours annually.

<b>LOCAL HIGHWAY FINANCE REPORT</b>		City or County: Town of Wiggins
		YEAR ENDING : December 2019
This Information From The Records Of Town of Wiggins	Prepared By: Phone:	Lorraine Trotter, Prof'l Mgmt Solutions 303-910-9197

**I. DISPOSITION OF HIGHWAY-USER REVENUES AVAILABLE FOR LOCAL GOVERNMENT EXPENDITURE**

ITEM	A. Local Motor-Fuel Taxes	B. Local Motor-Vehicle Taxes	C. Receipts from State Highway-User Taxes	D. Receipts from Federal Highway Administration
1. Total receipts available				
2. Minus amount used for collection expenses				
3. Minus amount used for nonhighway purposes				
4. Minus amount used for mass transit				
5. Remainder used for highway purposes				

**II. RECEIPTS FOR ROAD AND STREET PURPOSES**

**III. DISBURSEMENTS FOR ROAD AND STREET PURPOSES**

ITEM	AMOUNT	ITEM	AMOUNT
<b>A. Receipts from local sources:</b>		<b>A. Local highway disbursements:</b>	
1. Local highway-user taxes		1. Capital outlay (from page 2)	183,395
a. Motor Fuel (from Item I.A.5.)		2. Maintenance:	136,338
b. Motor Vehicle (from Item I.B.5.)		3. Road and street services:	
c. Total (a.+b.)		a. Traffic control operations	5,853
2. General fund appropriations		b. Snow and ice removal	9,766
3. Other local imposts (from page 2)	208,930	c. Other	16,166
4. Miscellaneous local receipts (from page 2)	100,090	d. Total (a. through c.)	31,785
5. Transfers from toll facilities		4. General administration & miscellaneous	16,363
6. Proceeds of sale of bonds and notes:		5. Highway law enforcement and safety	
a. Bonds - Original Issues		6. Total (1 through 5)	367,881
b. Bonds - Refunding Issues	0	<b>B. Debt service on local obligations:</b>	
c. Notes		1. Bonds:	
d. Total (a. + b. + c.)	0	a. Interest & Costs of Issuance	
7. Total (1 through 6)	309,020	b. Redemption	
<b>B. Private Contributions</b>		c. Total (a. + b.)	0
<b>C. Receipts from State government</b> (from page 2)	58,861	2. Notes:	
<b>D. Receipts from Federal Government</b> (from page 2)	0	a. Interest	
<b>E. Total receipts (A.7 + B + C + D)</b>	367,881	b. Redemption	
		c. Total (a. + b.)	0
		3. Total (1.c + 2.c)	0
		<b>C. Payments to State for highways</b>	
		<b>D. Payments to toll facilities</b>	
		<b>E. Total disbursements (A.6 + B.3 + C + D)</b>	
			367,881

**IV. LOCAL HIGHWAY DEBT STATUS**

(Show all entries at par)

	Opening Debt	Amount Issued	Redemptions	Closing Debt
<b>A. Bonds (Total)</b>				
1. Bonds (Refunding Portion)				
<b>B. Notes (Total)</b>				

**V. LOCAL ROAD AND STREET FUND BALANCE**

	A. Beginning Balance	B. Total Receipts	C. Total Disbursements	D. Ending Balance	E. Reconciliation
	0	367,881	367,881	0	0

Notes and Comments:

<b>LOCAL HIGHWAY FINANCE REPORT</b>		STATE: Colorado	
		YEAR ENDING (mm/yy): December 2019	
<b>II. RECEIPTS FOR ROAD AND STREET PURPOSES - DETAIL</b>			
<b>ITEM</b>	<b>AMOUNT</b>	<b>ITEM</b>	<b>AMOUNT</b>
<b>A.3. Other local imposts:</b>		<b>A.4. Miscellaneous local receipts:</b>	
a. Property Taxes and Assessments	0	a. Interest on investments	
b. Other local imposts:		b. Traffic Fines & Penalties	
1. Sales Taxes	183,395	c. Parking Garage Fees	
2. Infrastructure & Impact Fees	0	d. Parking Meter Fees	
3. Liens		e. Sale of Surplus Property	
4. Licenses		f. Charges for Services	
5. Specific Ownership &/or Other	25,535	g. Other Misc. Receipts Co. Rd & Bridge	29,514
6. Total (1. through 5.)	208,930	h. Other General Sales Taxes	70,576
c. Total (a. + b.)	208,930	i. Total (a. through h.)	100,090
	(Carry forward to page 1)		(Carry forward to page 1)
<b>III. DISBURSEMENTS FOR ROAD AND STREET PURPOSES - DETAIL</b>			
<b>ITEM</b>	<b>AMOUNT</b>	<b>ITEM</b>	<b>AMOUNT</b>
<b>C. Receipts from State Government</b>		<b>D. Receipts from Federal Government</b>	
1. Highway-user taxes	52,324	1. FHWA (from Item I.D.5.)	
2. State general funds		2. Other Federal agencies:	
3. Other State funds:		a. Forest Service	
a. State bond proceeds		b. FEMA	
b. Project Match		c. HUD	
c. Motor Vehicle Registrations	6,537	d. Federal Transit Admin	
d. Other (Specify)		e. U.S. Corps of Engineers	
e. Other (Specify)		f. Other Federal	
f. Total (a. through e.)	6,537	g. Total (a. through f.)	0
4. Total (1. + 2. + 3.f)	58,861	3. Total (1. + 2.g)	
			(Carry forward to page 1)
		ON NATIONAL HIGHWAY SYSTEM (a)	OFF NATIONAL HIGHWAY SYSTEM (b)
		TOTAL (c)	
<b>A.1. Capital outlay:</b>			
a. Right-Of-Way Costs			0
b. Engineering Costs			0
c. Construction:			
(1). New Facilities			0
(2). Capacity Improvements			
(3). System Preservation			0
(4). System Enhancement & Operation		183,395	183,395
(5). Total Construction (1) + (2) + (3) + (4)		0	183,395
d. Total Capital Outlay (Lines 1.a. + 1.b. + 1.c.5)		0	183,395
			(Carry forward to page 1)
<b>Notes and Comments:</b>			